

TIP PROJECT: R-2911D

STATE OF NORTH CAROLINA
 DIVISION OF HIGHWAYS
 PLAN FOR PROPOSED
 HIGHWAY EROSION CONTROL
ROWAN COUNTY

**LOCATION: US 70 FROM WEST OF SR 1739 (HILDEBRAND ROAD)
 TO WEST OF SR 1953 (KEPLEY ROAD)**

**TYPE OF WORK: GRADING, DRAINAGE, PAVING, WIDENING, RESURFACING,
 STRUCTURES, SIGNING, AND SIGNALS**

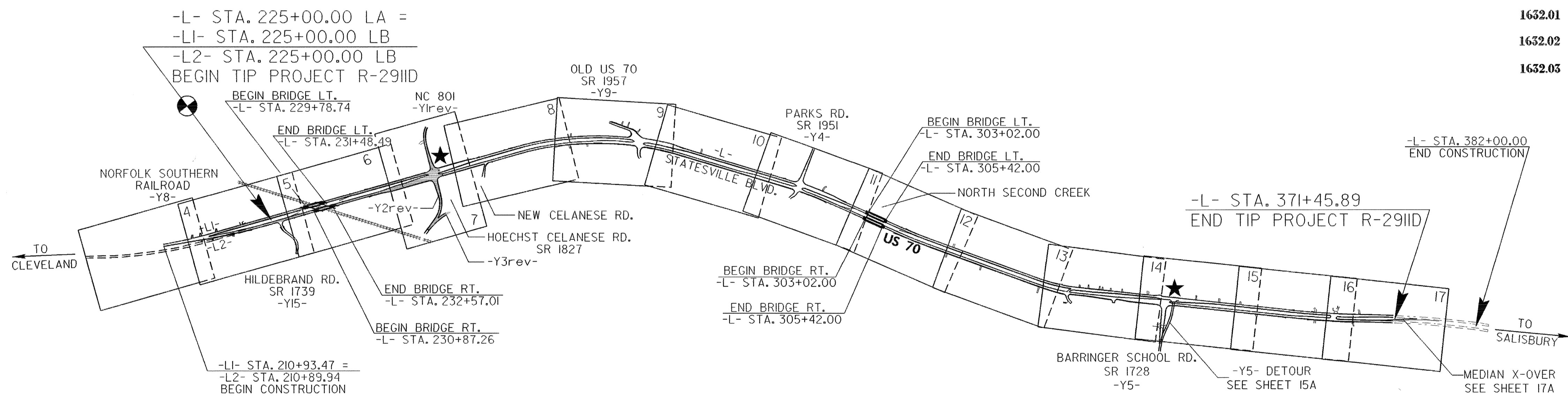


STATE	STATE PROJECT REFERENCE NO.	SHEET NO.	TOTAL SHEETS
N.C.	R-9911D	EC-1	
STATE PROJ. NO.	F.A. PROJ. NO.	DESCRIPTION	

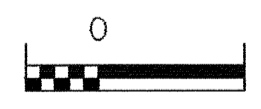
EROSION AND SEDIMENT CONTROL MEASURES

Std. #	Description	Symbol
	Reforestation	
1650.05	Temporary Silt Ditch	
1650.05	Temporary Diversion	
1605.01	Temporary Silt Fence	
1606.01	Special Sediment Control Fence	
1622.01	Temporary Berms and Slope Drains	
1650.01	Riser Basin	
1650.02	Silt Basin Type B	
1633.01	Temporary Rock Silt Check Type-A	
1633.02	Temporary Rock Silt Check Type-B	
1634.01	Temporary Rock Sediment Dam Type-A	
1634.02	Temporary Rock Sediment Dam Type-B	
1635.01	Rock Pipe Inlet Sediment Trap Type-A	
1635.02	Rock Pipe Inlet Sediment Trap Type-B	
1656.01	Rock Silt Screen	
1630.04	Stilling Basin	
	Rock Inlet Sediment Trap:	
1632.01	Type A	OR
1632.02	Type B	OR
1632.03	Type C	OR

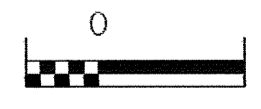
**THIS PROJECT CONTAINS
 EROSION CONTROL PLANS
 FOR CLEARING AND
 GRUBBING PHASE OF
 CONSTRUCTION.**



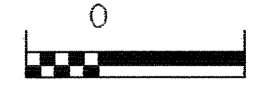
GRAPHIC SCALE



PLANS



PROFILE (HORIZONTAL)



PROFILE (VERTICAL)

**ROADSIDE ENVIRONMENTAL UNIT
 DIVISION OF HIGHWAYS
 STATE OF NORTH CAROLINA**

Prepared in the Office of:
ROADSIDE ENVIRONMENTAL UNIT
 1 South Wilmington St.
 Raleigh, NC 27611
2002 STANDARD SPECIFICATIONS

Roadway Standard Drawings
 The following roadway english standards as appear in "Roadway Standard Drawings"- Roadway Design Unit - N. C. Department of Transportation - Raleigh, N. C., dated January 20, 2002 and the latest revision thereto are applicable to this project and by reference hereby are considered a part of these plans.

- | | |
|------------------------------------------|----------------------------------------------|
| 1605.01 Temporary Silt Fence | 1632.03 Rock Inlet Sediment Trap Type C |
| 1622.01 Temporary Berms and Slope Drains | 1633.01 Temporary Rock Silt Check Type A |
| 1630.01 Riser Basin | 1634.02 Temporary Rock Sediment Dam Type B |
| 1630.02 Silt Basin Type B | 1635.01 Rock Pipe Inlet Sediment Trap Type A |
| 1630.03 Temporary Silt Ditch | |
| 1630.04 Stilling Basins | |
| 1630.05 Temporary Diversion | |