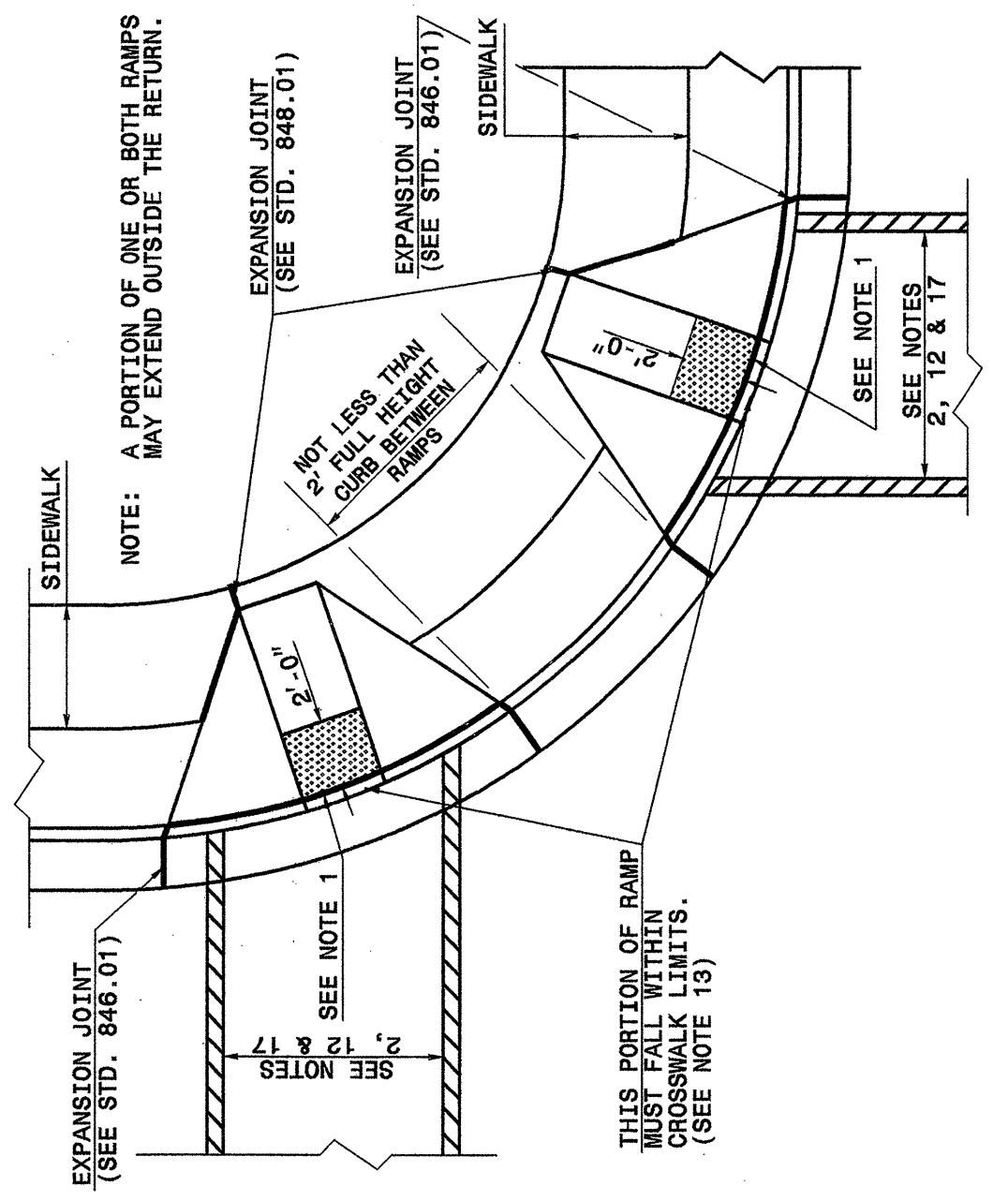
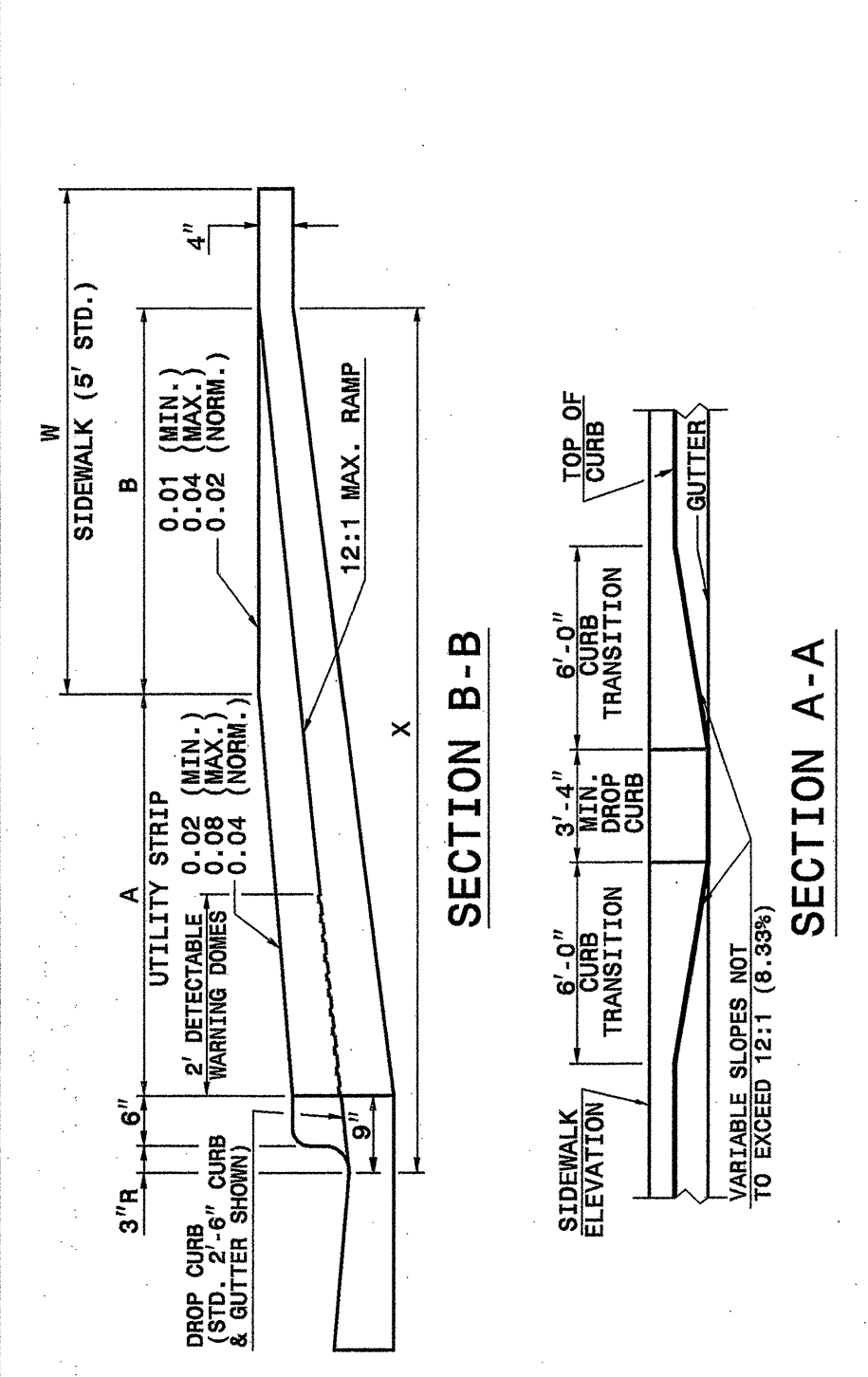


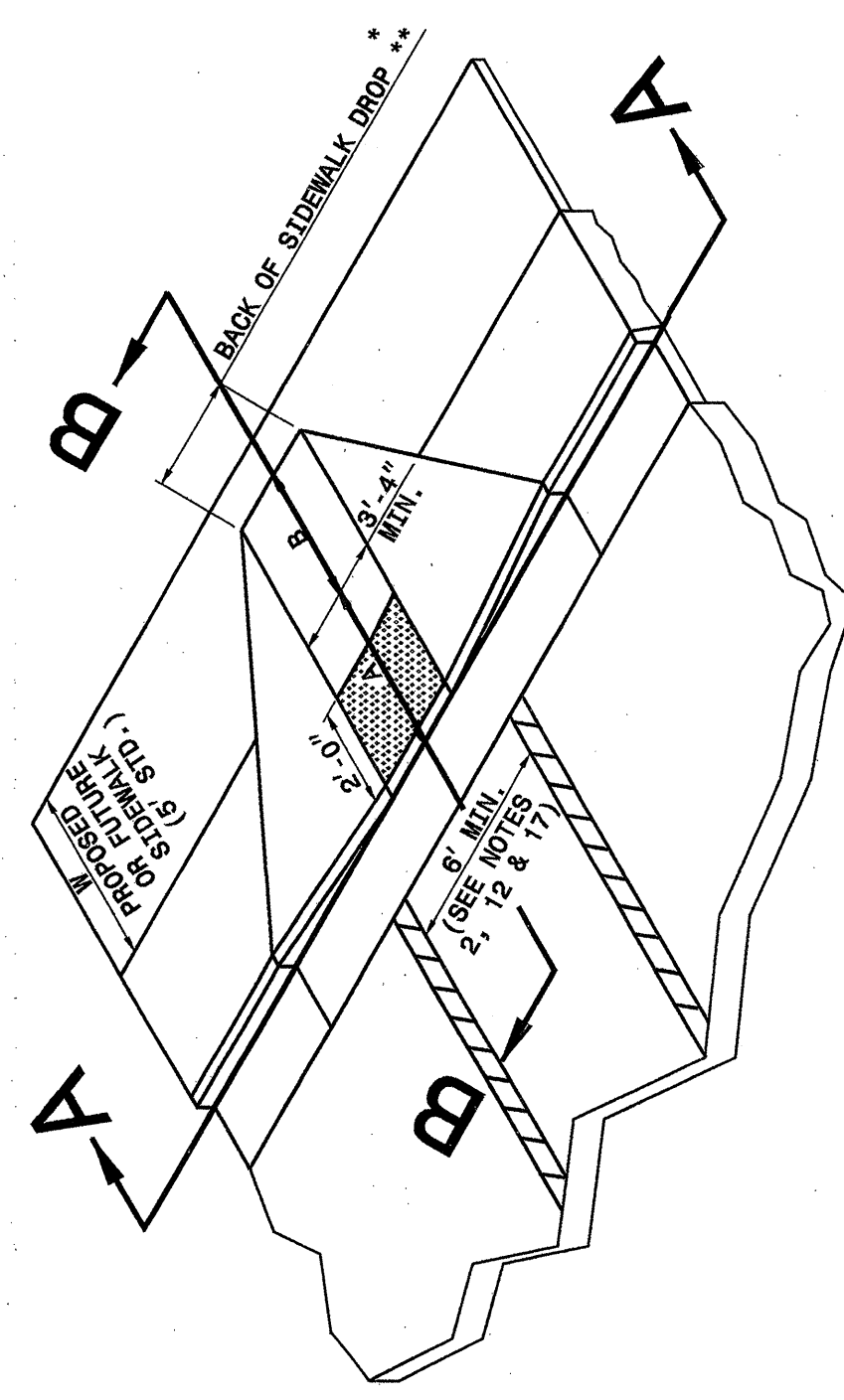
STATE OF NORTH CAROLINA  
DEPT. OF TRANSPORTATION  
DIVISION OF HIGHWAYS  
RALEIGH, N.C.

ENGLISH DETAIL DRAWING FOR  
**WHEELCHAIR RAMP**  
CURB CUT

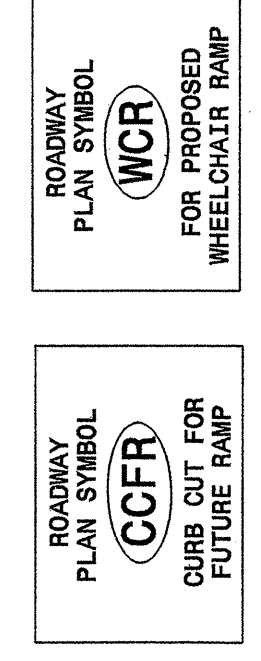
SHEET 1 OF 4  
**848D05**



PLAN VIEW  
DUAL RAMPS  
ANY RADI  
(40" MIN. FLOOR WIDTH)



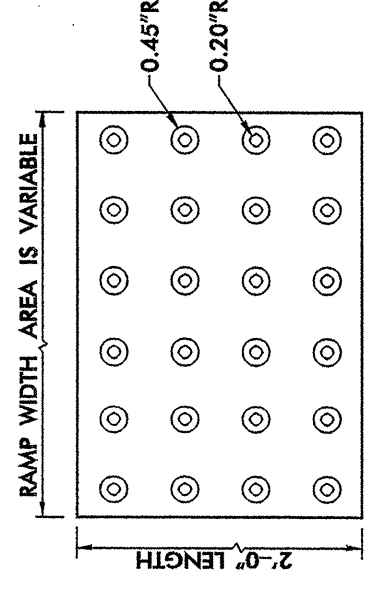
ISOMETRIC VIEW



NOTES:  
1. DETECTABLE WARNING DOMES SHALL COVER 2'-0" LENGTH AND FULL WIDTH OF THE RAMP FLOOR AS SHOWN ON THE DETAILS.  
2. THE RAMP MAY BE YELLOW IN COLOR OR ANY COLOR WITH A 70% CONTRAST RATIO.

W	A	W+A+9"	X	B
5'	0.0'	5.8'	5.8'	5.0'
6'	0.0'	6.8'	6.8'	6.0'
7'	0.0'	7.8'	7.3'	6.5'
8'	0.0'	8.8'	7.3'	6.5'
9'	2.0'	7.8'	7.8'	5.0'
5'	2.5'	8.3'	8.1'	4.8'
5'	3.0'	8.8'	8.3'	4.4'
5'	3.5'	9.3'	8.4'	4.1'
5'	4.0'	9.8'	8.6'	3.8'
5'	4.5'	10.3'	8.7'	3.4'
5'	5.0'	10.8'	8.9'	3.1'

B = X - (A+9")  
B = DISTANCE FROM FRONT EDGE OF SIDEWALK TO BACK POINT OF 12:1 (8.39%) SLOPE.  
\* BACK OF SIDEWALK DROP REQUIRED FOR ALL SIDEWALK SLOPES.  
\*\* BACK OF SIDEWALK DROP REQUIRED FOR SIDEWALK SLOPES 0.04.



DETECTABLE WARNING DOMES

STATE OF NORTH CAROLINA  
DEPT. OF TRANSPORTATION  
DIVISION OF HIGHWAYS  
RALEIGH, N.C.

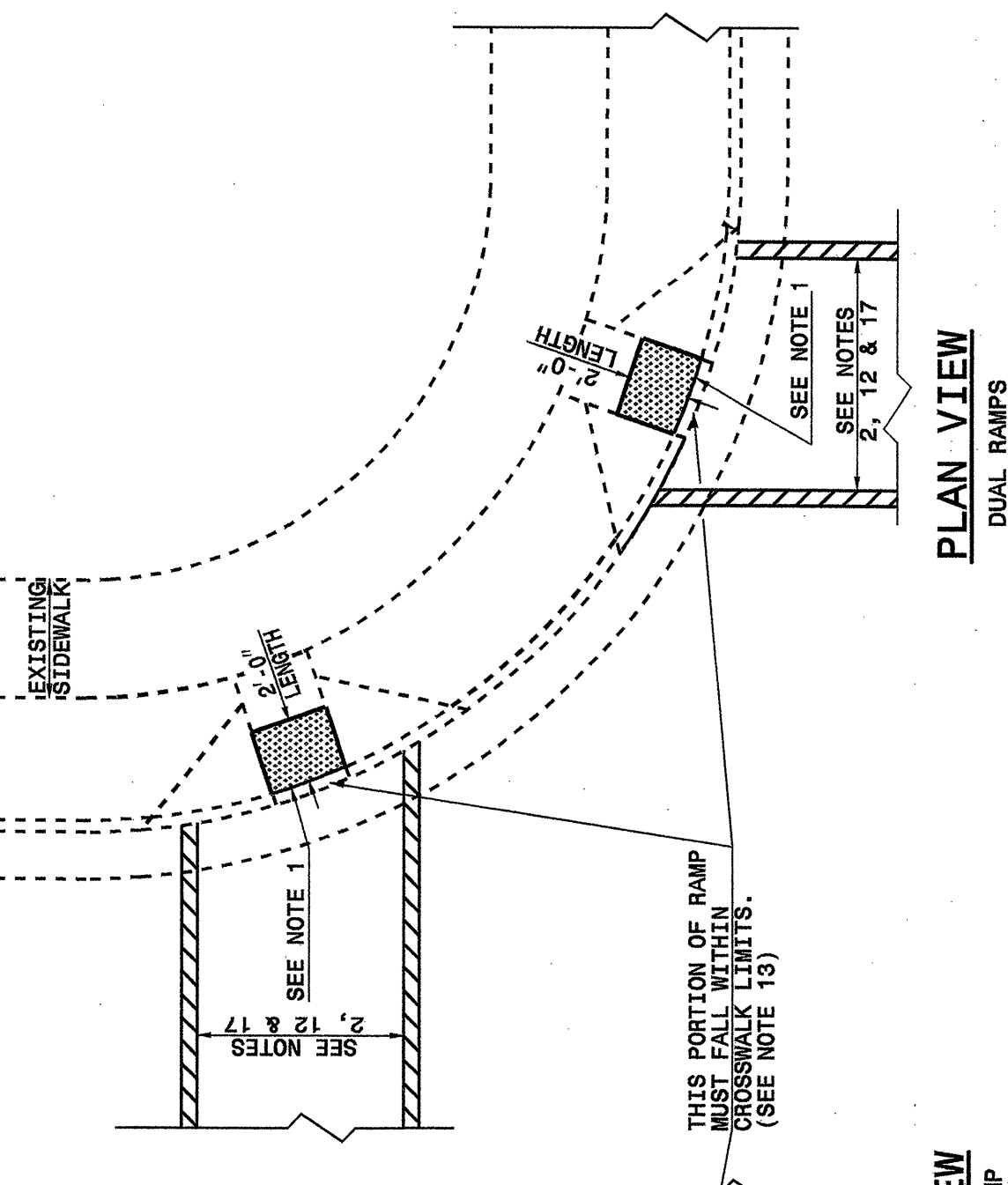
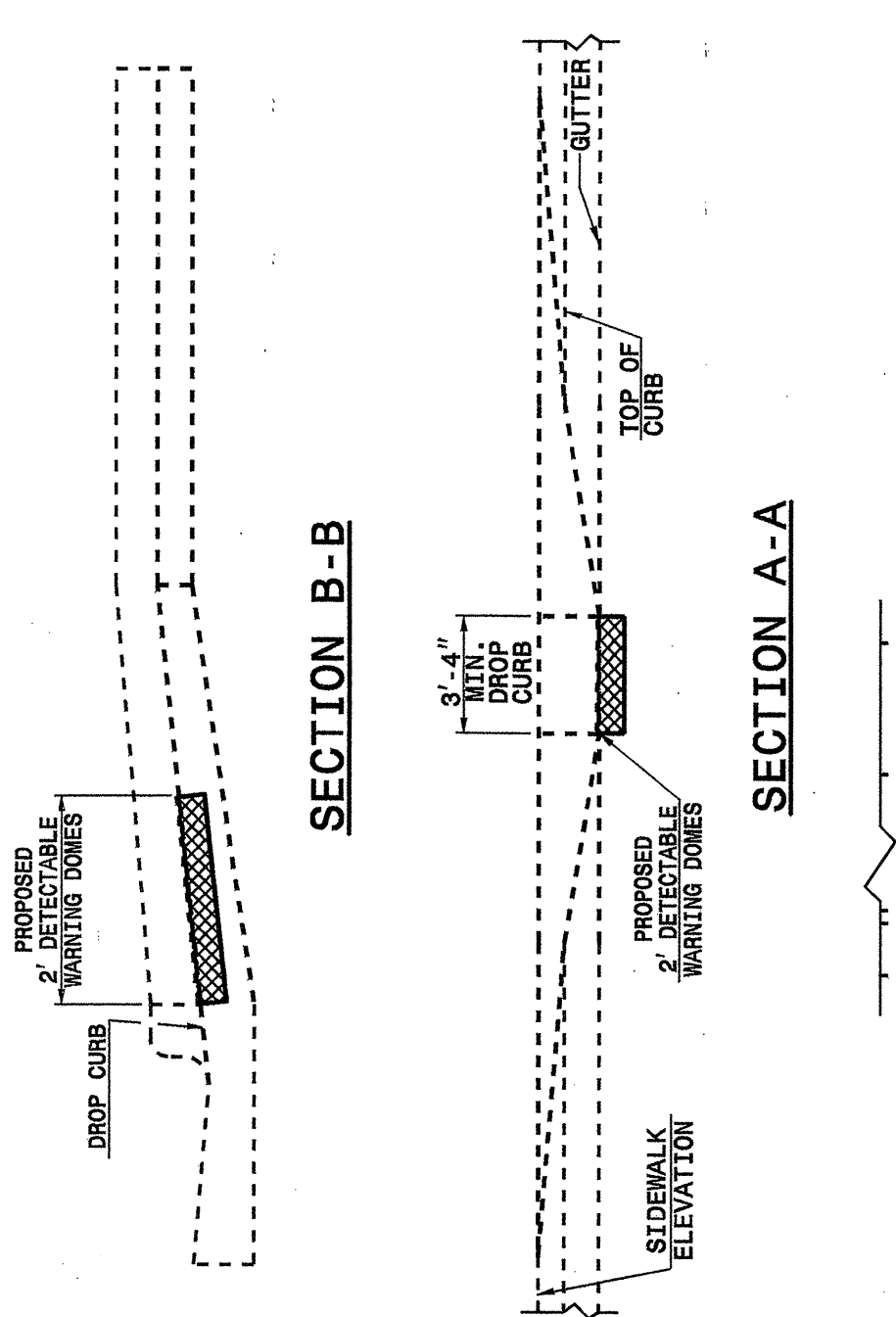
ENGLISH DETAIL DRAWING FOR  
**WHEELCHAIR RAMP**  
CURB CUT

SHEET 1 OF 4  
**848D05**

STATE OF NORTH CAROLINA  
DEPT. OF TRANSPORTATION  
DIVISION OF HIGHWAYS  
RALEIGH, N.C.

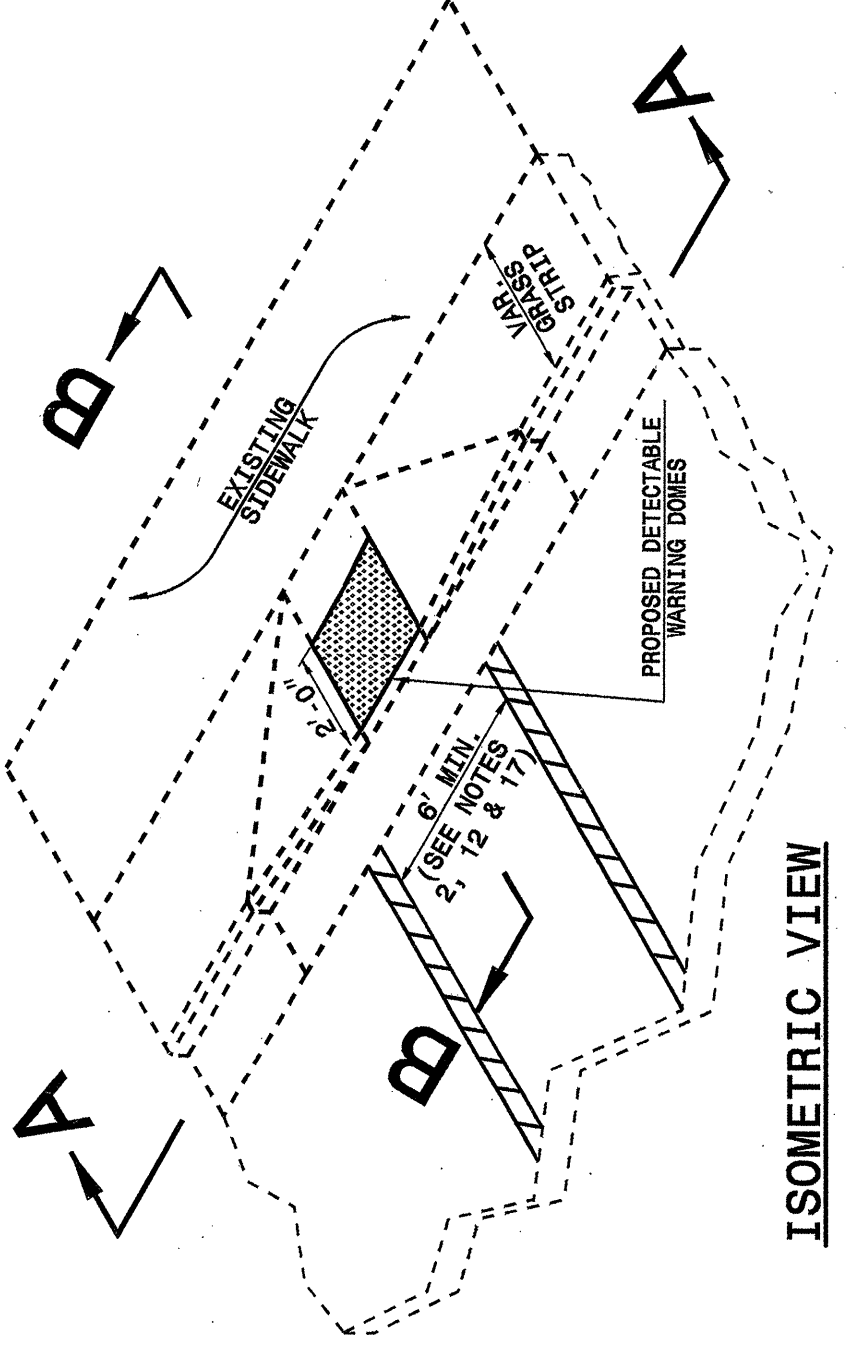
ENGLISH DETAIL DRAWING FOR  
**RETROFITTING DETECTABLE WARNING DOMES**  
ONTO EXISTING WHEELCHAIR RAMP  
CURB CUT

SHEET 2 OF 4  
**848D05**



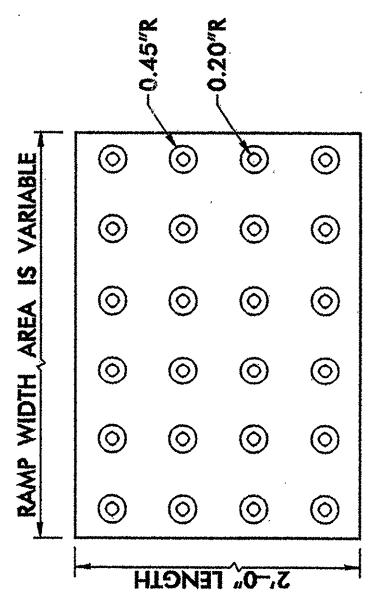
PLAN VIEW  
DUAL RAMPS  
ANY RADI  
(40" MIN. FLOOR WIDTH)

PLAN VIEW  
DIAGONAL RAMP  
MAX. 25' RADI  
(60" MIN. FLOOR WIDTH)



ISOMETRIC VIEW

NOTES:  
1. DETECTABLE WARNING DOMES SHALL COVER 2'-0" LENGTH AND FULL WIDTH OF THE RAMP FLOOR AS SHOWN ON THE DETAILS.  
2. THE RAMP MAY BE YELLOW IN COLOR OR ANY COLOR WITH A 70% CONTRAST RATIO.



DETECTABLE WARNING DOMES

STATE OF NORTH CAROLINA  
DEPT. OF TRANSPORTATION  
DIVISION OF HIGHWAYS  
RALEIGH, N.C.


ENGLISH DETAIL DRAWING FOR  
**RETROFITTING DETECTABLE WARNING DOMES**  
ONTO EXISTING WHEELCHAIR RAMP  
CURB CUT

SHEET 2 OF 4  
**848D05**

DESIGN SERVICES UNIT  
STANDARDS AND SPECIAL DESIGN  
Office 919-250-4128 FAX 919-250-4119

SEE PLATE FOR TITLE

ORIGINAL BY: 2002 STD.848.05 DATE:  
MODIFIED BY: E.E. WARD DATE: 06-18-03  
CHECKED BY: J.S. HOWEY DATE: 6-03  
FILE SPEC.: /usr/stds/02stds/eng1ish/84805/848d05.dgn



5/14/99  
JUN-2003 10:34  
C:\pwworking\stds\02\stds to Special Details\english\84805\848d05.dgn  
enrichard 01\_05212260