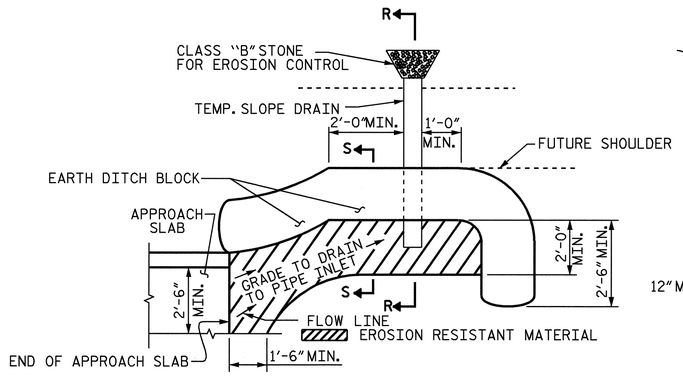

NOTE: IMMEDIATELY AFTER THE CONSTRUCTION OF THE APPROACH SLAB, THE CONTRACTOR SHALL PROVIDE TEMPORARY BERM AND SLOPE DRAIN. CONTRACTOR SHALL GRADE TO PIPE INLET AND PROVIDE EROSION RESISTANT MATERIAL AS SHOWN. THE EROSION RESISTANT MATERIAL SHALL BE EITHER 1) ASPHALT PLANT MIX, TYPE 1 OR TYPE 2, MIN. 2" DEPTH, 2) EROSION CONTROL MAT, OR 3) CONCRETE, AS DIRECTED BY THE ENGINEER. THE SLOPE DRAIN SHALL CONSIST OF A NON-PERFORATED TEMPORARY DRAINAGE PIPE, 12 INCHES IN DIAMETER.

PLAN VIEW

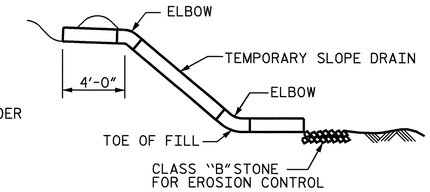

SECTION R-R

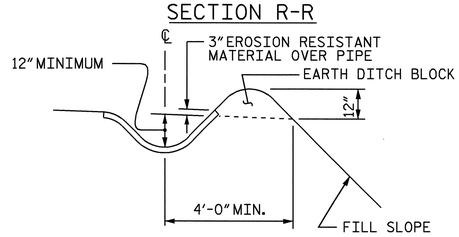

SECTION S-S

TEMPORARY BERM AND SLOPE DRAIN DETAILS

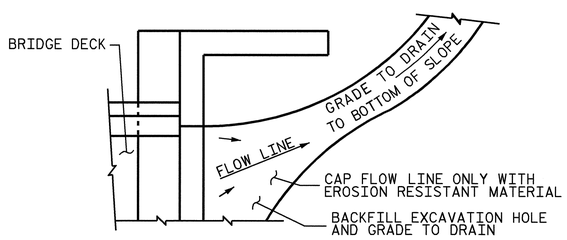

NOTE: IF THE APPROACH SLAB IS NOT CONSTRUCTED IMMEDIATELY AFTER THE BACKFILLING OF THE END BENT EXCAVATION, GRADE TO DRAIN TO THE BOTTOM OF THE SLOPE AND PROVIDE EROSION RESISTANT MATERIAL, SUCH AS FIBERGLASS ROVING OR AS DIRECTED BY THE ENGINEER TO PREVENT SOIL EROSION AND TO PROTECT THE AREA ADJACENT TO THE STRUCTURE. THE CONTRACTOR WILL BE REQUIRED TO REMOVE THESE MATERIALS PRIOR TO CONSTRUCTION OF THE APPROACH SLAB.

TEMPORARY DRAINAGE DETAIL

BILL OF MATERIAL
FOR ONE APPROACH SLAB (2 REQUIRED)

BAR	NO.	SIZE	TYPE	LENGTH	WEIGHT	BAR	NO.	SIZE	TYPE	LENGTH	WEIGHT
✱ A1	49	#5	STR	53'-11"	2756	B28	4	#8	STR	24'-9"	264
A2	98	#4	STR	27'-10"	1822	B29	4	#8	STR	25'-9"	275
						B30	4	#8	STR	26'-8"	285
✱A101	4	#5	STR	49'-11"	208	B31	4	#8	STR	27'-7"	295
✱A102	4	#5	STR	45'-7"	190	B32	4	#8	STR	28'-6"	304
✱A103	4	#5	STR	41'-4"	172	B33	4	#8	STR	29'-5"	314
✱A104	4	#5	STR	37'-0"	154	B34	4	#8	STR	30'-5"	325
✱A105	4	#5	STR	32'-9"	137	B35	4	#8	STR	31'-4"	335
✱A106	4	#5	STR	28'-5"	119	B36	4	#8	STR	32'-3"	344
✱A107	4	#5	STR	24'-2"	101	B37	4	#8	STR	33'-2"	354
✱A108	4	#5	STR	19'-10"	83	B38	4	#8	STR	34'-1"	364
✱A109	4	#5	STR	15'-7"	65	B39	4	#8	STR	35'-1"	375
✱A110	4	#5	STR	11'-4"	47	B40	4	#8	STR	36'-0"	384
✱A111	4	#5	STR	7'-0"	29	B41	4	#8	STR	36'-11"	394
✱A112	4	#5	STR	2'-9"	11	B42	4	#8	STR	37'-10"	404
						B43	4	#8	STR	38'-9"	414
A201	8	#4	STR	25'-10"	138	B44	4	#8	STR	39'-8"	424
A202	8	#4	STR	23'-8"	126	B45	4	#8	STR	40'-8"	434
A203	8	#4	STR	21'-7"	115	B46	4	#8	STR	41'-7"	444
A204	8	#4	STR	19'-5"	104	B47	4	#8	STR	42'-6"	454
A205	8	#4	STR	17'-3"	92	B48	4	#8	STR	43'-5"	464
A206	4	#4	STR	28'-5"	76	B49	4	#8	STR	44'-4"	473
A207	4	#4	STR	24'-2"	65	B50	4	#8	STR	45'-4"	484
A208	4	#4	STR	19'-10"	53	B51	4	#8	STR	46'-3"	494
A209	4	#4	STR	15'-7"	42	B52	4	#8	STR	47'-2"	504
A210	4	#4	STR	11'-4"	30	B53	4	#8	STR	48'-1"	514
A211	4	#4	STR	7'-0"	19	B54	4	#8	STR	49'-0"	523
A212	4	#4	STR	2'-9"	7						
						✱B100	1	#4	STR	24'-8"	16
✱ B1	4	#6	STR	24'-3"	146	✱B101	1	#4	STR	25'-5"	17
✱ B2	4	#6	STR	25'-3"	152	✱B102	1	#4	STR	26'-1"	17
✱ B3	4	#6	STR	26'-2"	157	✱B103	1	#4	STR	26'-10"	18
✱ B4	4	#6	STR	27'-1"	163	✱B104	2	#4	STR	24'-11"	33
✱ B5	4	#6	STR	28'-0"	168	✱B105	2	#4	STR	25'-3"	34
✱ B6	4	#6	STR	28'-11"	174	✱B106	2	#4	STR	25'-7"	34
✱ B7	4	#6	STR	29'-11"	180	✱B107	2	#4	STR	25'-11"	35
✱ B8	4	#6	STR	30'-10"	185						
✱ B9	4	#6	STR	31'-9"	191	✱ D1	52	#4	STR	1'-3"	43
✱ B10	4	#6	STR	32'-8"	196						
✱ B11	4	#6	STR	33'-7"	202	✱ G1	2	#5	STR	59'-5"	124
✱ B12	4	#6	STR	34'-7"	208	✱ G2	79	#4	STR	4'-7"	242
✱ B13	4	#6	STR	35'-6"	213						
✱ B14	4	#6	STR	36'-5"	219						
✱ B15	4	#6	STR	37'-4"	224						
✱ B16	4	#6	STR	38'-3"	230						
✱ B17	4	#6	STR	39'-2"	235						
✱ B18	4	#6	STR	40'-2"	241						
✱ B19	4	#6	STR	41'-1"	247						
✱ B20	4	#6	STR	42'-0"	252						
✱ B21	4	#6	STR	42'-11"	258						
✱ B22	4	#6	STR	43'-10"	263						
✱ B23	4	#6	STR	44'-10"	269						
✱ B24	4	#6	STR	45'-9"	275						
✱ B25	4	#6	STR	46'-8"	280						
✱ B26	4	#6	STR	47'-7"	286						
✱ B27	4	#6	STR	48'-6"	291						

REINFORCING STEEL = 13331 LBS
✱EPOXY COATED REINF. STEEL = 10590 LBS

CLASS AA CONCRETE BREAKDOWN

POUR 1	APPROACH SLAB	C.Y.	54.3
POUR 2	SIDEWALK	C.Y.	13.0
CLASS AA CONCRETE		C.Y.	67.3

PROJECT NO. B-3685
PITT COUNTY
STATION: 17+47.50 -L-

SHEET 3 OF 4

STATE OF NORTH CAROLINA
DEPARTMENT OF TRANSPORTATION
RALEIGH

STANDARD

BRIDGE APPROACH SLAB DETAILS

1988

NORTH CAROLINA PROFESSIONAL SEAL 14045 ENGINEER TIMOTHY L. COGGINS
Timothy L. Coggins 10/21/04

REVISIONS						SHEET NO.
NO.	BY:	DATE:	NO.	BY:	DATE:	S-26
1			3			TOTAL SHEETS
2			4			27

STD. NO. BAS10

ASSEMBLED BY : T.L. AVERETTE		DATE : 03-04	
CHECKED BY : PEGGY ADKINS		DATE : 04-04	
DRAWN BY : FCJ	11/88	REV. 8/16/99	MAB/LES
CHECKED BY : ARB	11/88	REV. 10/17/00	RWW/LES
		REV. 5/7/03	RWW/JTE

21-OCT-2004 15:30
W:\squadr\b3685\taverette\Microstation\B3685_sd_AS_01.dgn
padkins