

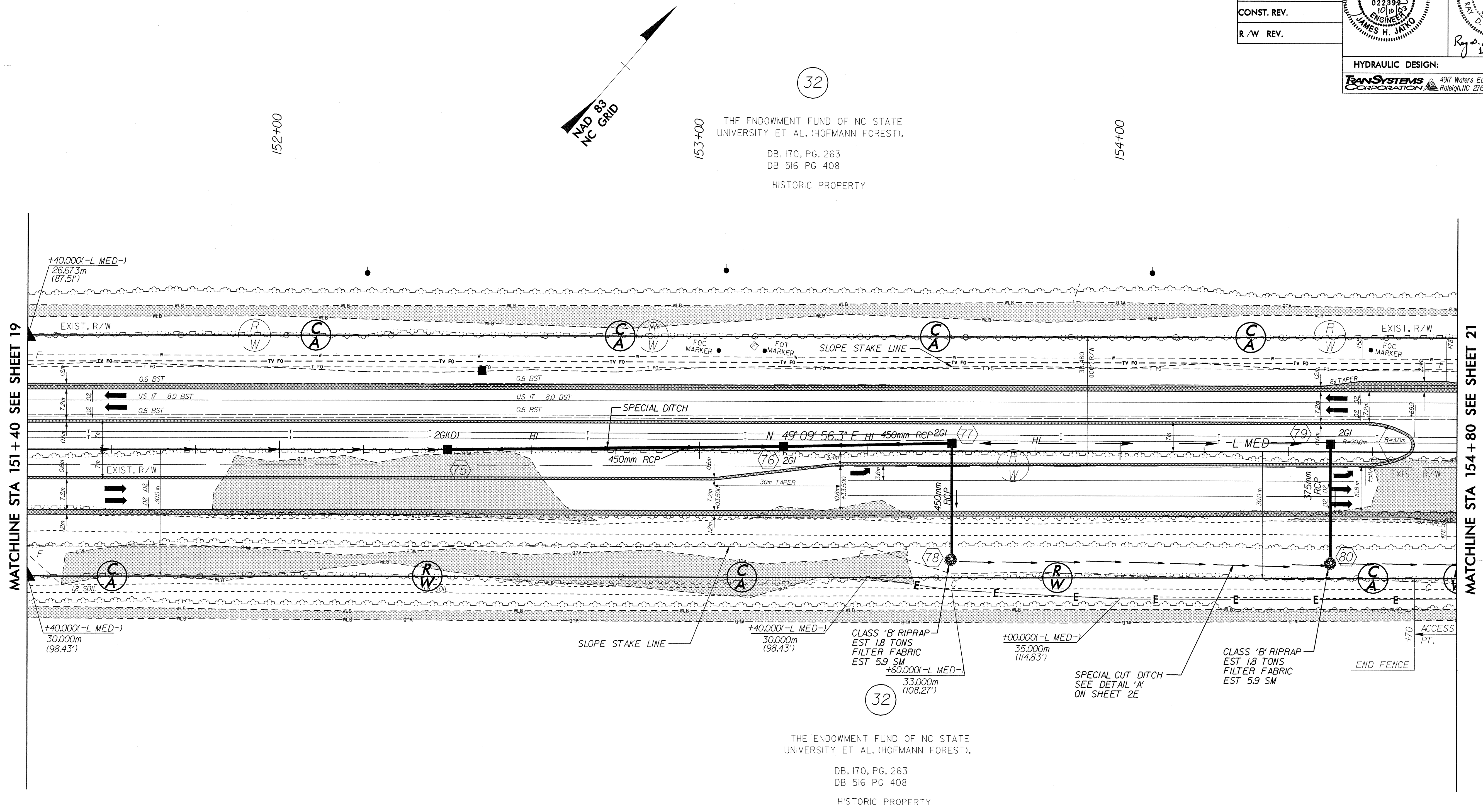


6/10/2003 09:28
C:\CAD\2003\154\2003\154\154.dwg
WILLIAMSON
R-2514A_RDY_PSH_20.dgn

ROADWAY DESIGN BY:
TAYLOR WISEMAN & TAYLOR
ENGINEERS • SURVEYORS • PLANNERS
G.P.S. • SUBSURFACE UTILITY ENGINEERING
3500 REGENCY PARKWAY, SUITE H, CARY, N.C. 27511
TELEPHONE NO. (919)297-0085 FAX NO. (919)297-0090

METRIC
5 0 10
CONST. REV.
R/W REV.

PROJECT REFERENCE NO. R-2514A	SHEET NO. 20
R/W SHEET NO.	
ROADWAY DESIGN ENGINEER 	HYDRAULICS ENGINEER 
HYDRAULIC DESIGN: TRANSYSTEMS CORPORATION 4917 Waters Edge Drive, Suite 235 Raleigh, NC 27606 (919) 233-8125	



SEE SHEET NO.2E FOR ALL DRIVEWAY DETAILS.

SEE SHEET NO.2E FOR ALL DITCH DETAILS.

SEE SHEET NO.50 FOR NBL & SBL GRADES AND PROFILES AND ALL DITCH GRADES AND PROFILES.