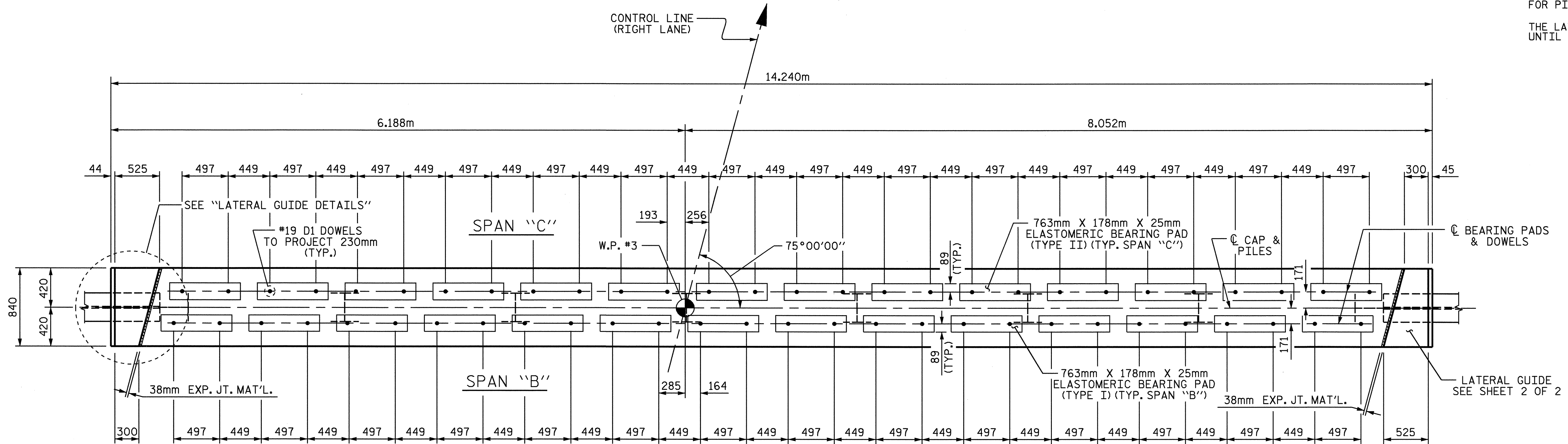


NOTES

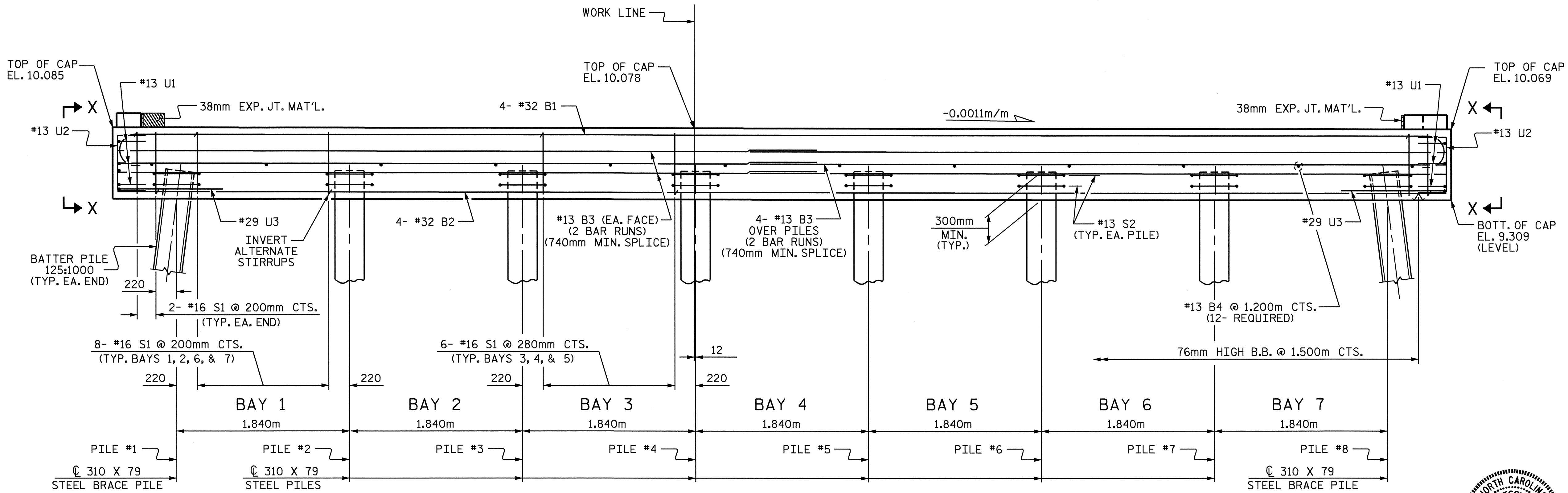
STIRRUPS IN CAP MAY BE SHIFTED AS NECESSARY TO CLEAR ANCHOR BOLTS.

FOR PILE SPLICE DETAILS, SEE SHEET 2 OF 2.

THE LATERAL GUIDE AT EACH END IS NOT TO BE POURED UNTIL AFTER THE CORED SLAB UNITS ARE IN PLACE.



PLAN



ELEVATION


NOTE: PILE IS 12mm RIGHT OF WORK LINE.

PROJECT NO. R-2514A
ONSLOW COUNTY
 STATION: 182+87.400-L-MED

SHEET 1 OF 2

STATE OF NORTH CAROLINA
 DEPARTMENT OF TRANSPORTATION
 RALEIGH

**SUBSTRUCTURE
 BENT #2
 RIGHT LANE**



DRAWN BY: D. A. GLADDEN DATE: 10-31-03
 CHECKED BY: G.M. Patterson DATE: 12-09-03

07-APR-2004 11:53
 W:\squad1\R2514a\Strland2\dgladden\Microstation\xR2514A.sd_B2_02.dgn
 dgladden

REVISIONS						SHEET NO.
NO.	BY:	DATE:	NO.	BY:	DATE:	S-37
1			3			TOTAL SHEETS
2			4			46