BILL OF MATERIAL
FOR ONE APPROACH SLAB (2 REQ'D)

BAR	NO.	SIZE	TYPE	LENGTH	WEIGHT
✳ A1	49	#16	STR	12620	960
A207	2	#13	STR	5440	11
A208	2	#13	STR	4320	9
✳ A101	2	#16	STR	12160	38
✳ A102	2	#16	STR	11040	34
✳ A103	2	#16	STR	9920	31
✳ A104	2	#16	STR	8800	27
✳ A105	2	#16	STR	7680	24
✳ A106	2	#16	STR	6560	20
✳ A107	2	#16	STR	5440	17
✳ A108	2	#16	STR	4320	13
✳ A109	2	#16	STR	3200	10
✳ A110	2	#16	STR	2080	6
✳ A111	2	#16	STR	960	3
✳ A112	1	#16	STR	400	1
A2	98	#13	STR	6620	645
A201	4	#13	STR	6360	25
A202	4	#13	STR	5800	23
A203	4	#13	STR	5240	21
A204	2	#13	STR	8800	17
A205	2	#13	STR	7680	15
A206	2	#13	STR	6560	13

BAR	NO.	SIZE	TYPE	LENGTH	WEIGHT
✳ B117	2	#19	STR	9400	42
✳ B118	2	#19	STR	9320	42
✳ B119	2	#19	STR	9240	41
✳ B120	2	#19	STR	9160	41
✳ B121	2	#19	STR	9080	41
✳ B122	2	#19	STR	9000	40
✳ B123	2	#19	STR	8920	40
✳ B124	2	#19	STR	8840	40
✳ B125	2	#19	STR	8760	39
✳ B126	2	#19	STR	8680	39
✳ B127	2	#19	STR	8600	38
✳ B128	2	#19	STR	8520	38
✳ B129	2	#19	STR	8440	38
✳ B130	2	#19	STR	8360	37
✳ B131	2	#19	STR	8280	37
✳ B132	2	#19	STR	8200	37
✳ B133	2	#19	STR	8120	36
✳ B134	2	#19	STR	8040	36
✳ B135	2	#19	STR	7960	36
✳ B136	2	#19	STR	7880	35
✳ B137	2	#19	STR	7800	35
✳ B138	2	#19	STR	7720	35
✳ B139	2	#19	STR	7640	34

BAR	NO.	SIZE	TYPE	LENGTH	WEIGHT
✳ B140	2	#19	STR	7560	34
✳ B141	2	#19	STR	7480	33
✳ B142	2	#19	STR	7400	33
B201	2	#25	STR	10840	86
B202	2	#25	STR	10760	85
B203	2	#25	STR	10680	85
B204	2	#25	STR	10600	84
B205	2	#25	STR	10520	84
B206	2	#25	STR	10440	83
B207	2	#25	STR	10360	82
B208	2	#25	STR	10280	82
B209	2	#25	STR	10200	81
B210	2	#25	STR	10120	80
B211	2	#25	STR	10040	80
B212	2	#25	STR	9960	79
B213	2	#25	STR	9880	79
B214	2	#25	STR	9800	78
B215	2	#25	STR	9720	77
B216	2	#25	STR	9640	77
B217	2	#25	STR	9560	76
B218	2	#25	STR	9480	75
B219	2	#25	STR	9400	75

BAR	NO.	SIZE	TYPE	LENGTH	WEIGHT
B220	2	#25	STR	9320	74
B221	2	#25	STR	9240	73
B222	2	#25	STR	9160	73
B223	2	#25	STR	9080	72
B224	2	#25	STR	9000	72
B225	2	#25	STR	8920	71
B226	2	#25	STR	8840	70
B227	2	#25	STR	8760	70
B228	2	#25	STR	8680	69
B229	2	#25	STR	8600	68
B230	2	#25	STR	8520	68
B231	2	#25	STR	8440	67
B232	2	#25	STR	8360	66
B233	2	#25	STR	8280	66
B234	2	#25	STR	8200	65
B235	2	#25	STR	8120	65
B236	2	#25	STR	8040	64
B237	2	#25	STR	7960	63
B238	2	#25	STR	7880	63
B239	2	#25	STR	7800	62
B240	2	#25	STR	7720	61
B241	2	#25	STR	7640	61
B242	2	#25	STR	7560	60

BAR	NO.	SIZE	TYPE	LENGTH	WEIGHT
A3	8	#16	STR	900	11
✳ B1	1	#16	3	1980	3
✳ B2	1	#16	3	1900	3
✳ B3	7	#16	STR	3520	38
✳ B4	7	#16	STR	3560	39
B5	6	#16	STR	1100	10
✳ G1	1	#16	STR	13120	20
✳ S1	58	#16	STR	1020	92
✳ S2	42	#16	1	1260	82
✳ S3	20	#16	2	720	22

REINFORCING STEEL = 3884 KG
✳ EPOXY COATED REINF. STEEL = 3181 KG

CLASS AA CONCRETE BREAKDOWN

POUR 1 SLAB = 37.8m3
POUR 2 RAIL = 1.8m3
TOTAL CLASS AA CONCRETE = 39.6m3

BAR TYPES

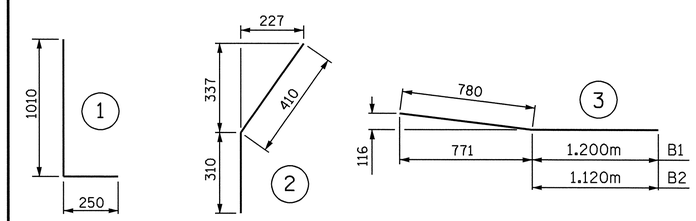

ALL BAR DIMENSIONS ARE OUT TO OUT

NOTES

THE COST OF THE BARRIER RAIL ON THE APPROACH SLAB SHALL BE INCLUDED IN THE LUMP SUM CONTRACT PRICE BID FOR BRIDGE APPROACH SLABS.

FOR REINFORCED BRIDGE APPROACH FILL INCLUDING FABRIC, IMPERMEABLE GEOMEMBRANE, 102mm Ø DRAINAGE PIPE, #78M STONE, AND SELECT MATERIAL, SEE ROADWAY PLANS.

TEMPORARY DRAINAGE AND TEMPORARY BERM AND SLOPE DRAINS WILL BE PAID FOR UNDER THE LUMP SUM PRICE FOR BRIDGE APPROACH SLAB.

AREA BETWEEN THE WINGWALL AND APPROACH SLAB SHALL BE GRADED TO DRAIN THE WATER AWAY FROM THE FILL FACE OF THE BRIDGE AND SHALL BE PAVED. SEE ROADWAY PLANS.

THE 150mm COMP. A.B.C. SHALL EXTEND 3m BEYOND THE END OF THE APPROACH SLAB AND 300mm OUTSIDE OF EACH EDGE OF THE SLAB.

THE CONTRACTOR MAY USE 100mm TYPE B-25.0B ASPHALT CONCRETE COURSE IN LIEU OF 150mm COMP. A.B.C. IF THIS OPTION IS USED, THE BASE COURSE SHALL EXTEND 300mm BEYOND THE END OF THE APPROACH SLAB AND THE WIDTH SHALL BE THE SAME AS THAT OF THE APPROACH SLAB.

THE CONTRACTOR MAY USE 125mm CLASS "A" CONCRETE BASE IN LIEU OF 150mm COMP. A.B.C. IF THIS OPTION IS USED, THE CONCRETE BASE SHALL EXTEND 300mm BEYOND THE END OF THE APPROACH SLAB AND THE WIDTH SHALL BE THE SAME AS THAT OF THE APPROACH SLAB. THE CONCRETE SHALL BE FINISHED TO A SMOOTH SURFACE AND A LAYER OF 13.6 kg ROOFING FELT SHALL BE PLACED BETWEEN THE CONCRETE BASE AND THE APPROACH SLAB TO PREVENT BOND. THE APPROACH SLAB SHALL NOT BE CAST UNTIL THE CONCRETE BASE HAS REACHED AN AGE OF THREE CURING DAYS.

FOR JOINT DETAILS, SEE "PRESTRESSED CONCRETE CORED SLAB UNIT" SHEETS.

THE JOINT AT THE END BENT SHALL BE SEALED AS SOON AS PRACTICAL AFTER THE CONSTRUCTION OF THE APPROACH SLABS.

APPROACH SLAB GROOVING IS NOT REQUIRED.

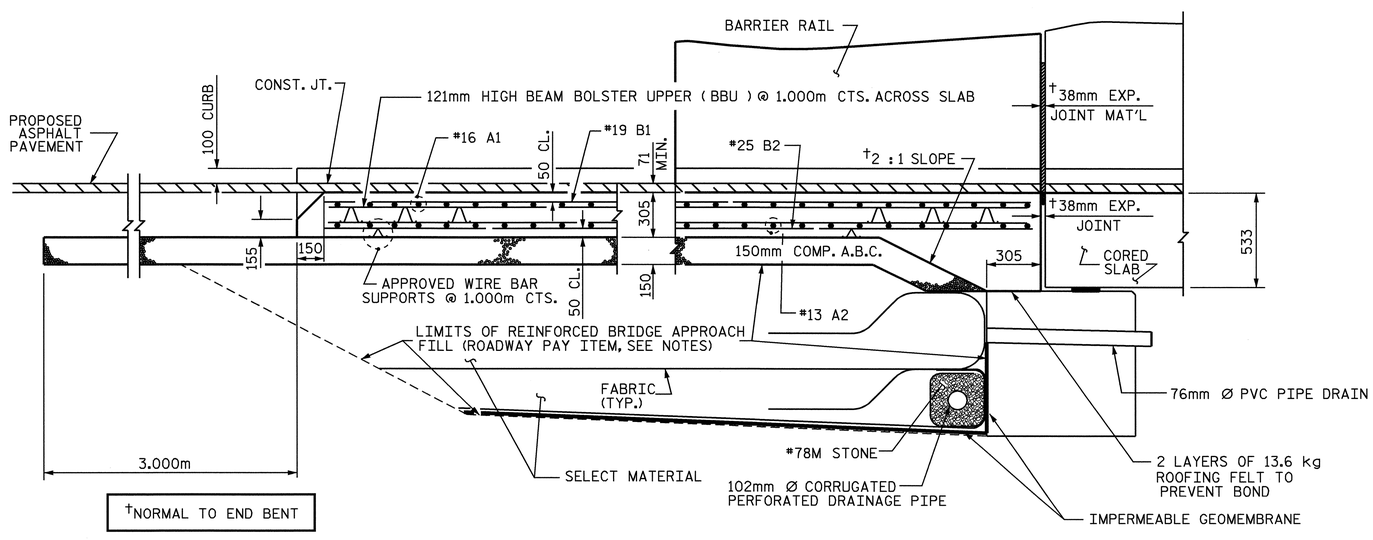

SECTION THRU SLAB

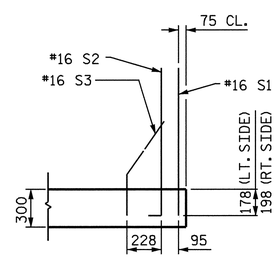

SECTION K-K

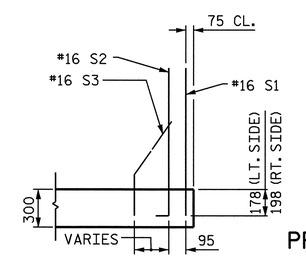

SECTION L-L

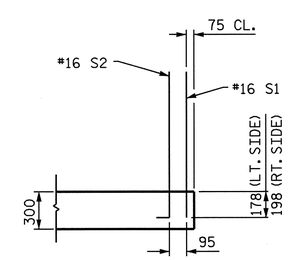

SECTION M-M

PROJECT NO. R-2514A
ONSLOW COUNTY
STATION: 182+87.400-L-MED

SHEET 1 OF 4

STATE OF NORTH CAROLINA
DEPARTMENT OF TRANSPORTATION
RALEIGH

BRIDGE APPROACH SLAB FOR PRESTRESSED CONCRETE CORED SLAB WITH BARRIER RAIL (RIGHT LANE)

NORTH CAROLINA PROFESSIONAL SEAL 15825 ENGINEER BRYCE D. KLAPPENBACH
7-28-04

REVISIONS						SHEET NO.
NO.	BY:	DATE:	NO.	BY:	DATE:	S-43
1			3			TOTAL SHEETS
2			4			46

DRAWN BY : J.B. WILSON DATE : 5/04
CHECKED BY : G.M. PATTERSON DATE : 7/04

28-JUL-2004 09:52
w:\squadl\R2514a\Striand2\jbwilson\Microstation\R-2514A_sd_AS_02.dgn
bklappenbach

STR. #2