
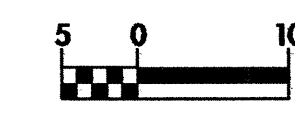




PROJECT REFERENCE NO.	SHEET NO.
R-2514A	EC-49/CONST. 18
R /W SHEET NO.	
ROADWAY DESIGN ENGINEER	HYDRAULICS ENGINEER
CONST. REV.	
R /W REV.	



32

THE ENDOWMENT FUND OF NC STATE UNIVERSITY ET AL. (HOFMANN FOREST).

DB. 170, PG. 263  
DB 516 PG 408

HISTORIC PROPERTY

145+00

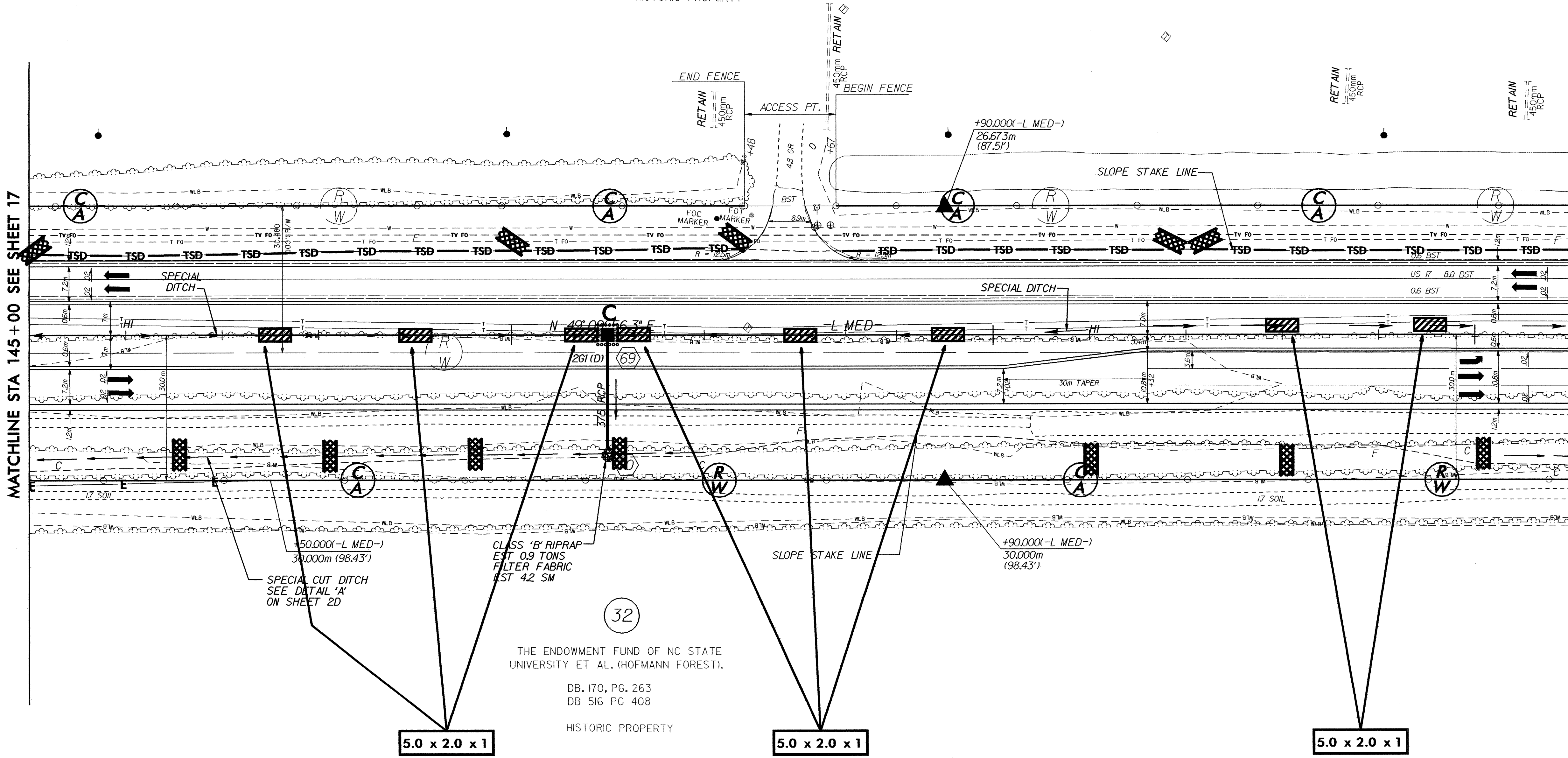
146+00

147+00

148+00

MATCHLINE STA 145+00 SEE SHEET 17

MATCHLINE STA 148+20 SEE SHEET 19



32

THE ENDOWMENT FUND OF NC STATE UNIVERSITY ET AL. (HOFMANN FOREST).

DB. 170, PG. 263  
DB 516 PG 408

HISTORIC PROPERTY

5.0 x 2.0 x 1

5.0 x 2.0 x 1

5.0 x 2.0 x 1

SEE SHEET NO. 2D FOR ALL DRIVEWAY DETAILS.

SEE SHEET NO. 2D FOR ALL DITCH DETAILS.

SEE SHEET NO. 48 FOR NBL & SBL GRADES AND PROFILES AND ALL DITCH GRADES AND PROFILES.