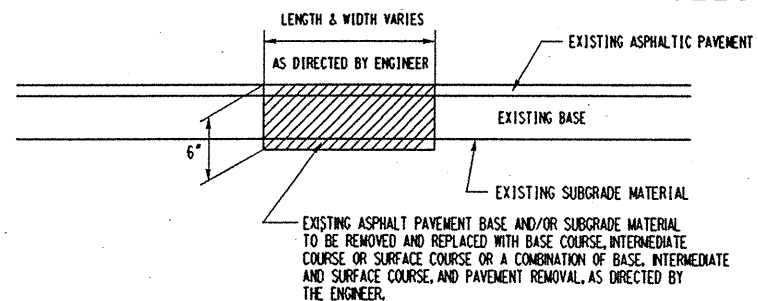
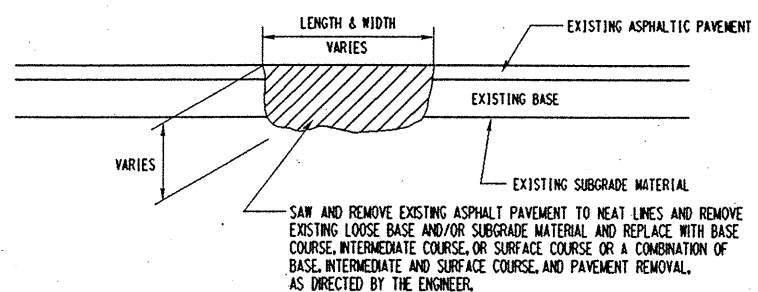


WBS ELEMENT	SHEET 21 OF 31
36765	36796
36764	3CRJ0671J5
3CR.20651.4	3CRJ0671J5
3CR.20651.11	3CRJ0711J5
38225	39251
3CR.20651J5	39254
3CR.306532J5	39256
3CR.306508J5	

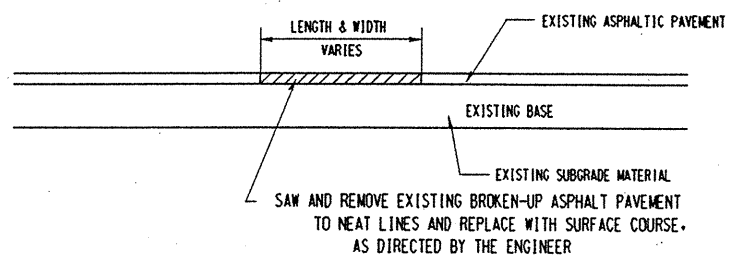
DETAILS OF REPAIRING EXISTING PAVEMENT PRIOR TO RESURFACING FOR FULL DEPTH AND MILLING



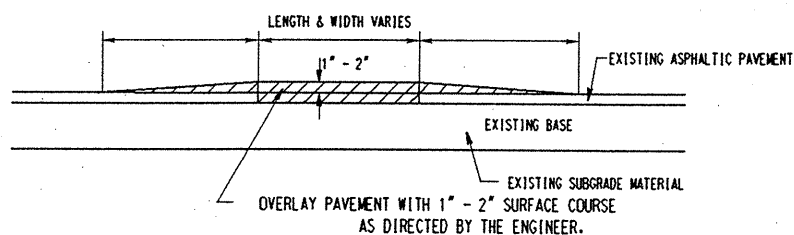
DETAIL NO. 1



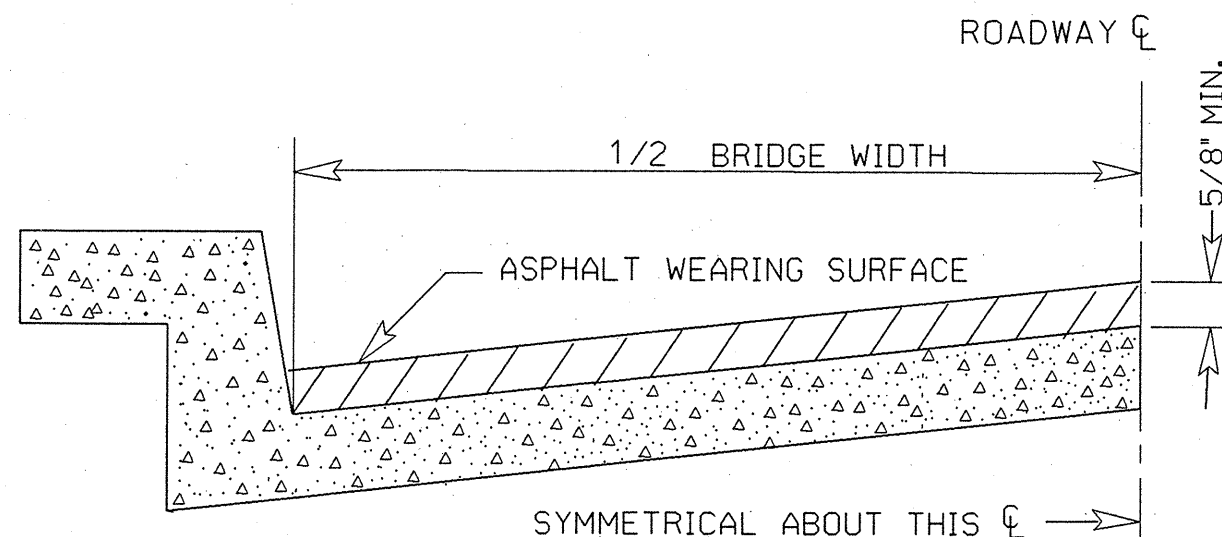
DETAIL NO. 2



DETAIL NO. 3



DETAIL NO. 4



BRIDGE HALF TYPICAL SECTION

FOR BRIDGES WITH FLOOR DRAINS, CARE SHALL BE EXERCISED IN PLACING THE WEARING SURFACE AROUND FLOOR DRAINS SO AS NOT TO HINDER EFFECTIVE DRAINAGE. ALL DRAINS SHALL BE LEFT OPEN.

THE PROPOSED WEARING SURFACE SHALL VARY IN THICKNESS AS NECESSARY TO PROVIDE A SMOOTH RIDING SURFACE. A THICKNESS OF NOT LESS THAN 5/8" SHALL BE PROVIDED. THE MAXIMUM THICKNESS SHALL PREFERABLY BE 1-1/2" UNLESS IT IS IMPRACTICAL TO PROVIDE A SMOOTH RIDING SURFACE OTHERWISE.