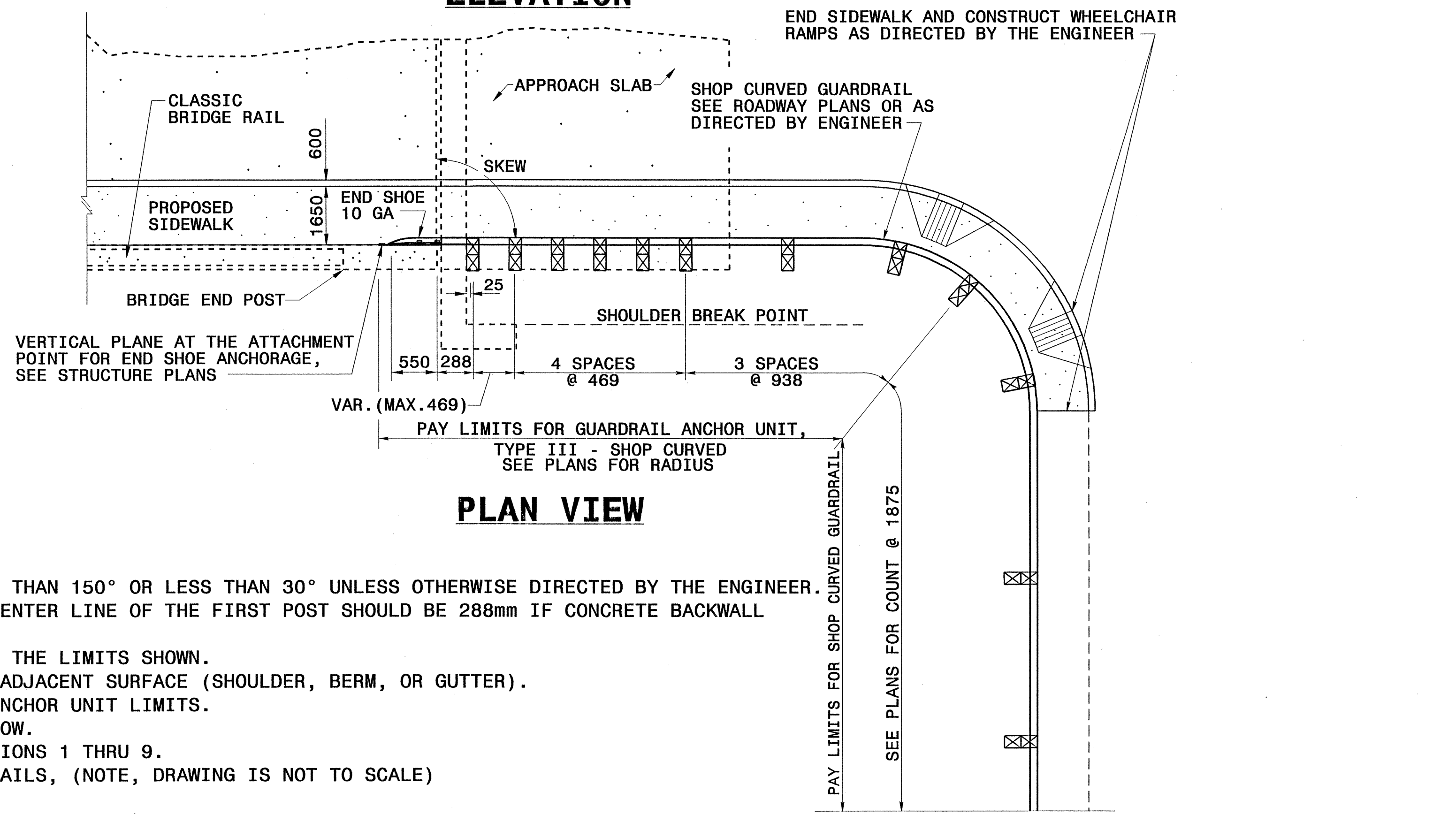
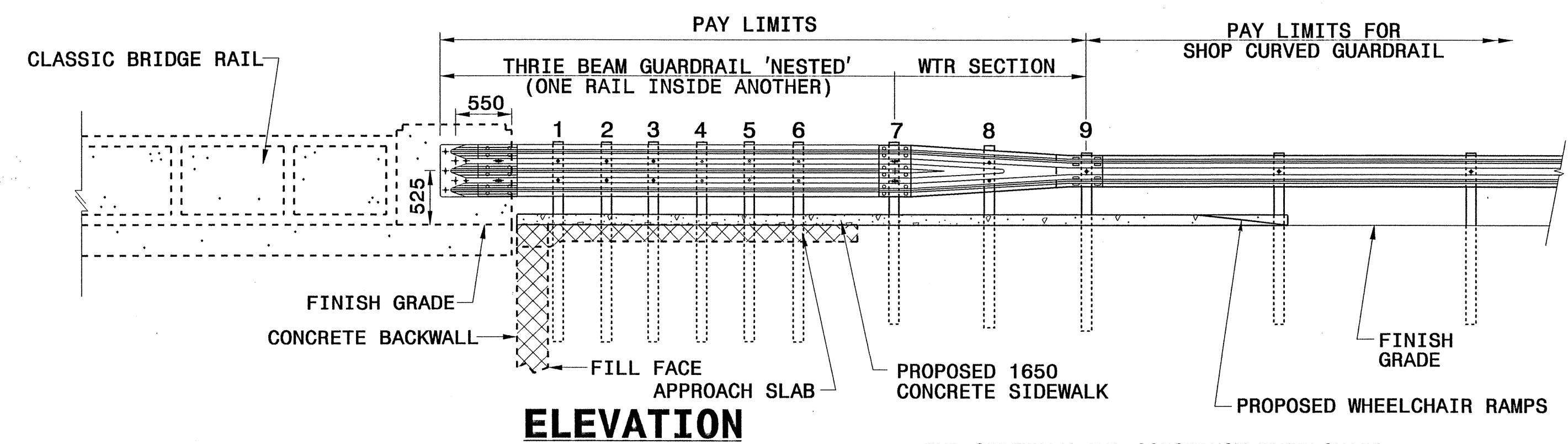
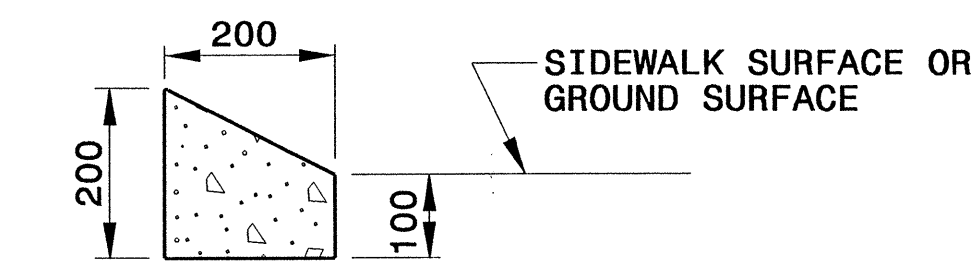


STATE OF NORTH CAROLINA
DEPT. OF TRANSPORTATION
DIVISION OF HIGHWAYS
RALEIGH, N.C.

ENGLISH DETAIL DRAWING FOR
**TYPE III - SHOP CURVED
STRUCTURE ANCHOR UNIT**

SHEET 1 OF 1
TYPE III SC

METRIC



NOTE:
 **POST NOT REQUIRED FOR SKEW ANGLES GREATER THAN 150° OR LESS THAN 30° UNLESS OTHERWISE DIRECTED BY THE ENGINEER.
 *THE DISTANCE FROM END OF BRIDGE RAIL TO CENTER LINE OF THE FIRST POST SHOULD BE 288mm IF CONCRETE BACKWALL IS NOT PRESENT.
 -SHOULDER BERM GUTTER MUST BE INSTALLED TO THE LIMITS SHOWN.
 -MEASURE GUARDRAIL HEIGHT FROM THE TOP OF ADJACENT SURFACE (SHOULDER, BERM, OR GUTTER).
 -USE NO STEEL POSTS WITHIN THE GUARDRAIL ANCHOR UNIT LIMITS.
 -LAP JOINTS IN THE DIRECTION OF TRAFFIC FLOW.
 -SEE STANDARD 862.03 SHEET 4 FOR POST SECTIONS 1 THRU 9.
 -DRAWING IS SHOWN LARGE ENOUGH TO SHOW DETAILS, (NOTE, DRAWING IS NOT TO SCALE)
 -USE LIP CURB AS DIRECTED BY THE ENGINEER.

**GUARDRAIL ANCHOR UNIT, TYPE III - SHOP CURVED
FOR ATTACHMENT TO RAIL ON BRIDGE**

SEE ROADWAY PLANS FOR END TREATMENT


ENGLISH DETAIL DRAWING FOR
**TYPE III - SHOP CURVED
STRUCTURE ANCHOR UNIT**

SHEET 1 OF 1
TYPE III SC

**DESIGN SERVICES UNIT
STANDARDS AND SPECIAL DESIGN**
Office 919-250-4128 FAX 919-250-4119

SEE PLATE FOR TITLE

ORIGINAL BY: _____ DATE: _____
 MODIFIED BY: rnbritt DATE: 03-16-04
 CHECKED BY: _____ DATE: _____
 FILE SPEC.: details\nbritt\metric\02583\type_iii_sc.dgn



5/14/99
16-MAR-2004 11:40
W:\Special_Details\metric\metric\02583_type_iii_sc.dgn
rnbritt AI DS203035