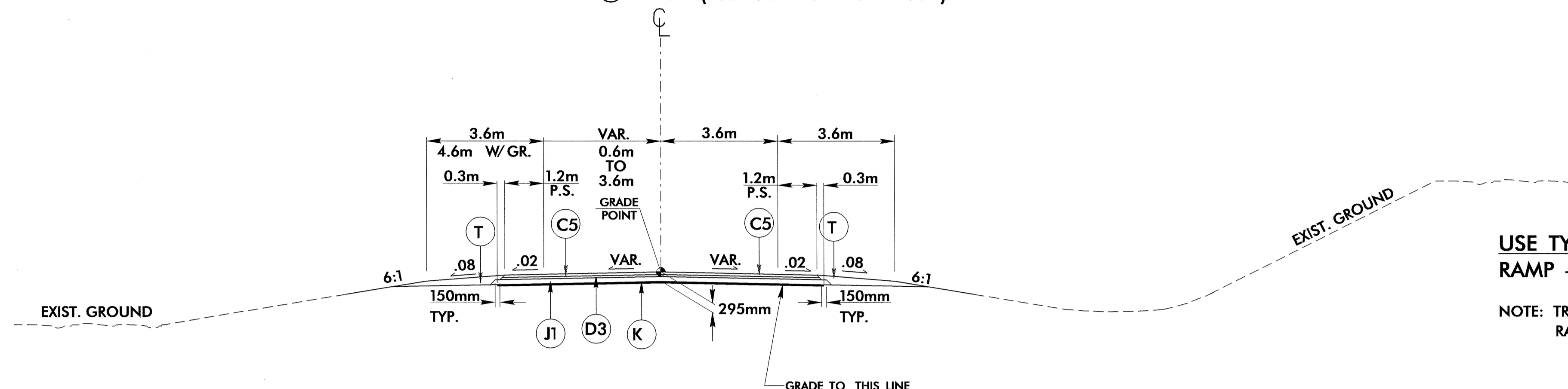




PROJECT REFERENCE NO. <b>R-2206AA</b>	SHEET NO. <b>2-F</b>
ROADWAY DESIGN ENGINEER <i>[Signature]</i>	PAVEMENT DESIGN ENGINEER <i>[Signature]</i>

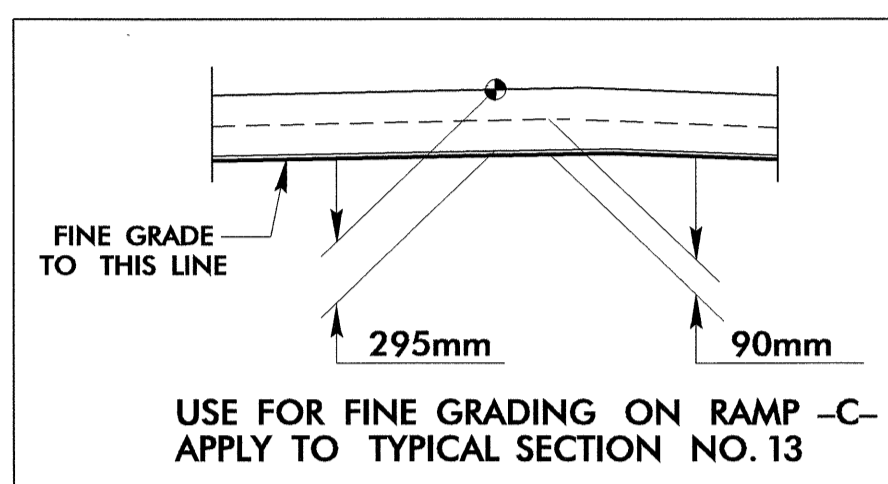
C2	80mm S9.5C
C5	80mm S9.5B
D3	65mm I19.0B
D7	70mm I19.0C
J1	150mm ABC
K	SUBBASE
T	EARTH MATERIAL
U	EXISTING PAVEMENT

**RAMP -C- @ -Y7- (NC 73 INTERCHANGE)**



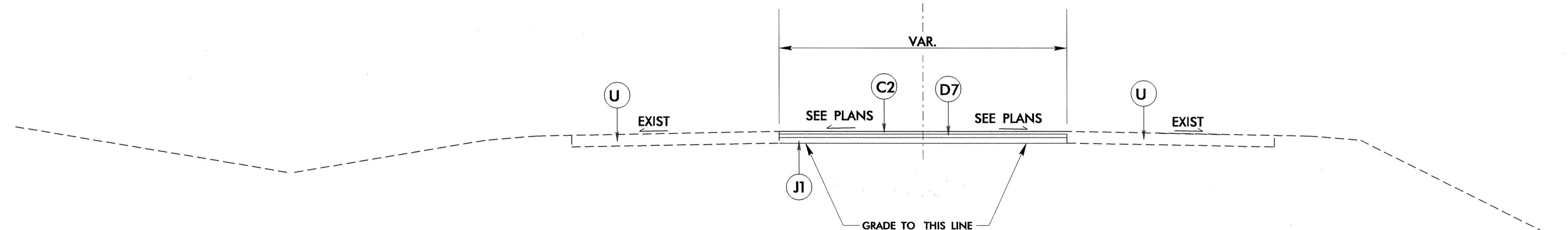
**USE TYPICAL SECTION NO. 13 AS FOLLOWS:  
RAMP -C- STA. 2+20.000 TO STA. 3+17.757**

NOTE: TRANSITION FROM T.S. #4  
RAMP -C- STA. 2+20.000 TO STA. 2+80.000



**TYPICAL SECTION NO. 13**

**-L- (NC 16)**



**TYPICAL SECTION NO. 14**

**USE TYPICAL SECTION NO. 14 AS FOLLOWS:**

-CR1- STA. 10+00.000 TO STA. 11+51.990  
-CR2- STA. 10+00.000 TO STA. 11+52.312