
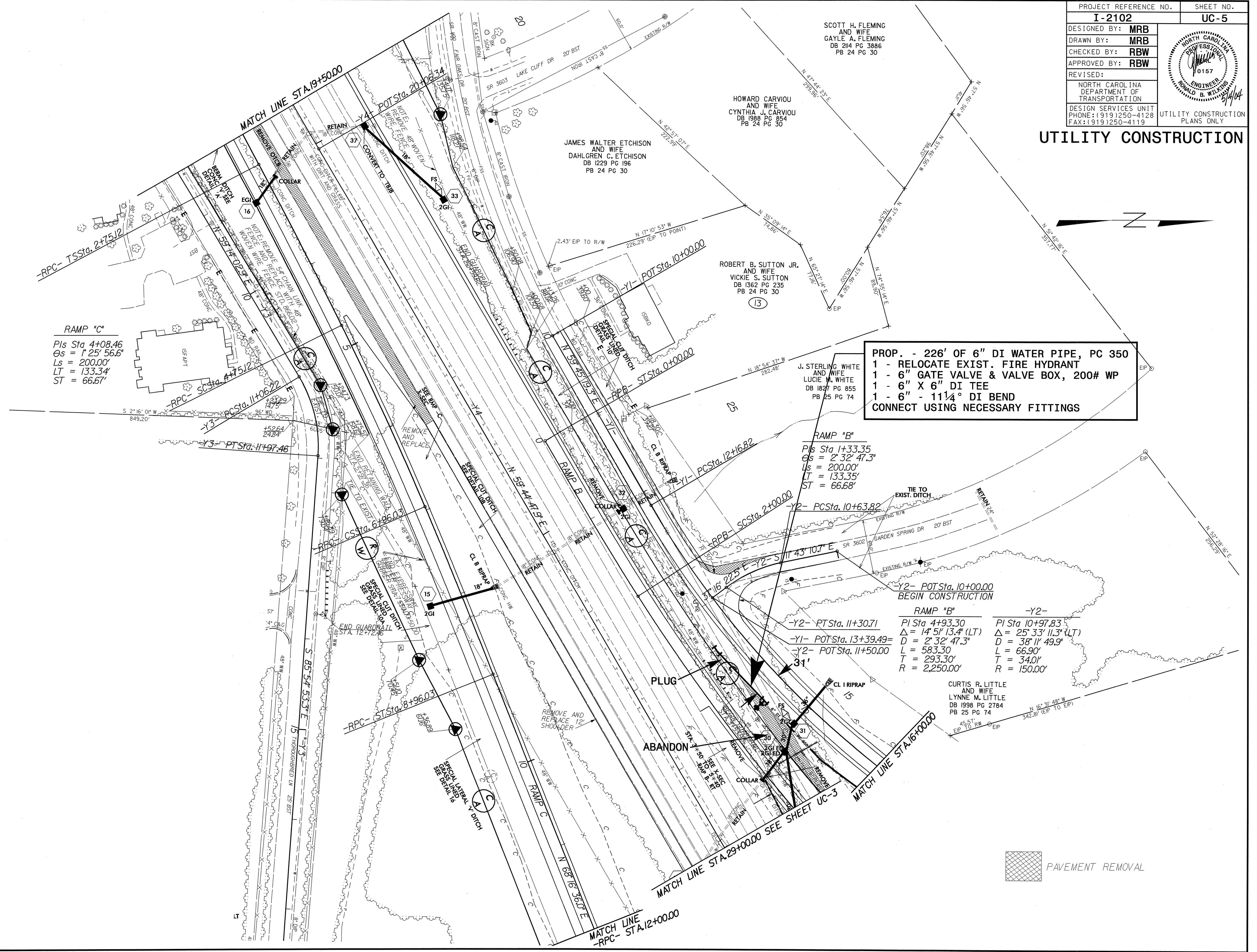
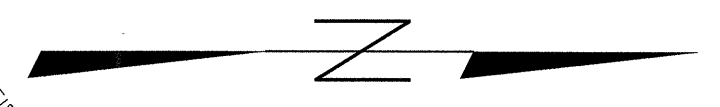


PROJECT REFERENCE NO.	SHEET NO.
I-2102	UC-5
DESIGNED BY: MRB	
DRAWN BY: MRB	
CHECKED BY: RBW	
APPROVED BY: RBW	
REVISED:	
NORTH CAROLINA DEPARTMENT OF TRANSPORTATION	
DESIGN SERVICES UNIT PHONE: (919) 250-4128 FAX: (919) 250-4119	
UTILITY CONSTRUCTION PLANS ONLY	

UTILITY CONSTRUCTION



RAMP "C"
 PIs Sta 4+08.46
 Δs = 1° 25' 56.6"
 Ls = 200.00'
 LT = 133.34'
 ST = 66.67'

PROP. - 226' OF 6" DI WATER PIPE, PC 350
 1 - RELOCATE EXIST. FIRE HYDRANT
 1 - 6" GATE VALVE & VALVE BOX, 200# WP
 1 - 6" X 6" DI TEE
 1 - 6" - 11 1/4° DI BEND
 CONNECT USING NECESSARY FITTINGS

RAMP "B"
 PIs Sta 11+33.35
 Δs = 2° 32' 47.3"
 Ls = 200.00'
 LT = 133.35'
 ST = 66.68'

RAMP "B"		-Y2-
PI Sta	4+93.30	PI Sta 10+97.83
Δ =	14° 51' 13.4" (LT)	Δ = 25° 33' 11.3" (LT)
D =	2° 32' 47.3"	D = 38° 11' 49.9"
L =	583.30'	L = 66.90'
T =	293.30'	T = 34.01'
R =	2,250.00'	R = 150.00'

CURTIS R. LITTLE
 AND WIFE
 LYNNE M. LITTLE
 DB 1998 PG 2784
 PB 25 PG 74

 PAVEMENT REMOVAL

8/17/99
 I:\Projects\I-2102\UC5\UC5.dgn
 21-APR-2004 10:45
 M:\Utilities\pba\m-b\Projects\I-2102\UC5\UC5.dgn
 11/22/03