

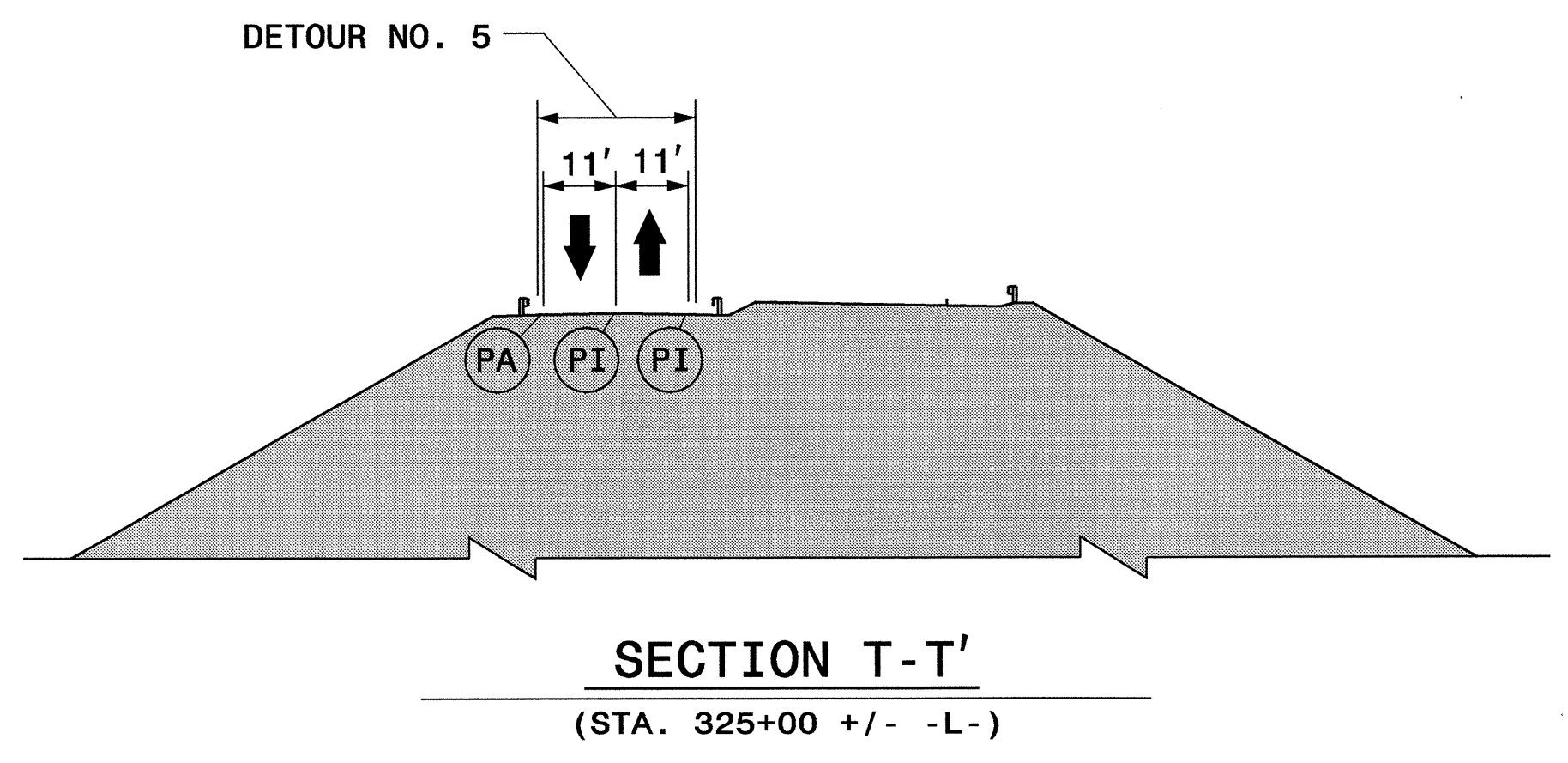
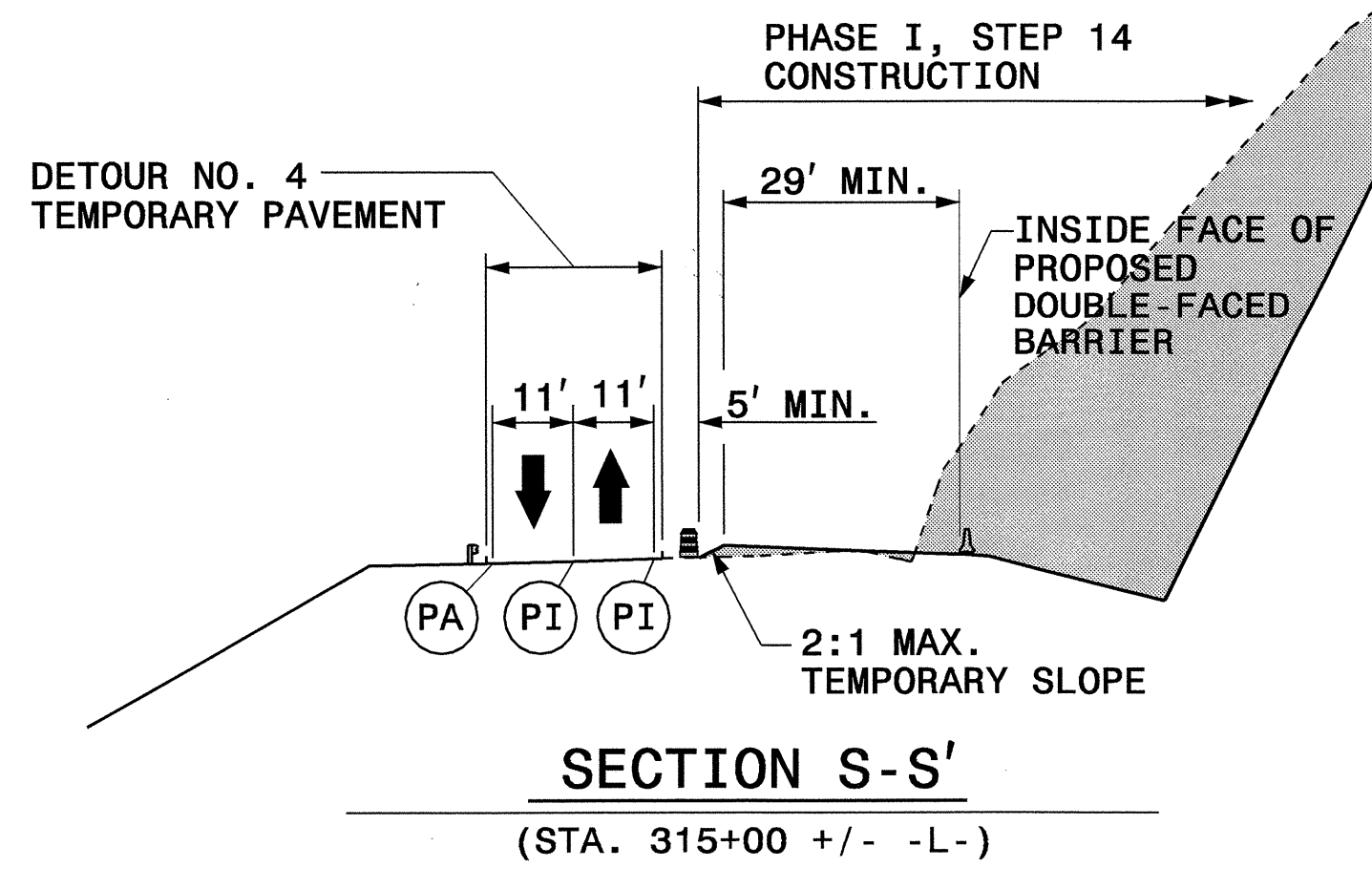

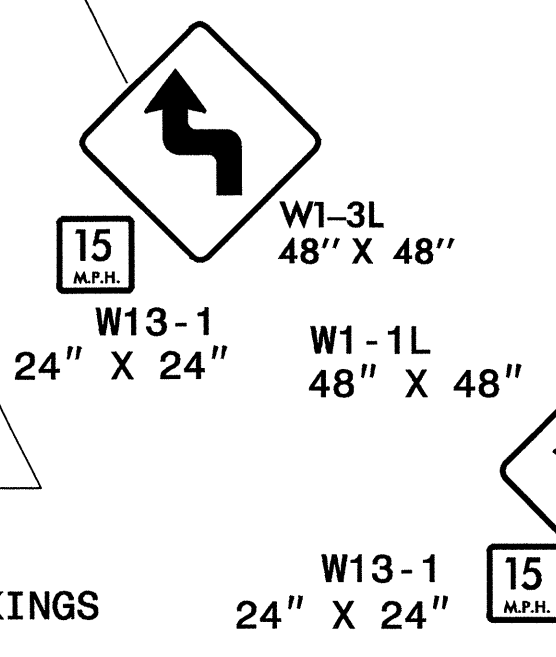

BEGIN TEMP. PAV'T (-DET4-)
 STA. 313+48 +/- -L- =
 STA. 10+00 +/- -DET4- =
 TIE TO EXISTING PAV'T MARKINGS

BEGIN TEMP. PAV'T (-DET5-)
 STA. 10+00 +/- -DET5- =
 STA. 322+60 +/- -L- =
 TIE TO EXISTING PAV'T MARKINGS

END TEMP. PAV'T (-DET4-)
 STA. 317+46 +/- -L- =
 STA. 14+27 +/- -DET4- =
 TIE TO EXISTING PAV'T MARKINGS

MATCHLINE STA. 310+00 -L-
 (SEE SHEET TCP-26)

MATCHLINE STA. 330+00 -L-
 (SEE SHEET TCP-28)



02-SEP-2004 09:17
 R:\TCN\2237B\1-TC-Phase I_details.dgn
 ddparker AT TETC06426

APPROVED: _____	DATE: _____	PHASE I DETAILS STA. 310+00 TO STA. 330+00									
				SCALE: NONE	<table border="1"> <tr> <th colspan="2">REVISIONS</th> </tr> <tr> <td> </td> <td> </td> </tr> <tr> <td> </td> <td> </td> </tr> <tr> <td> </td> <td> </td> </tr> </table>	REVISIONS					
		REVISIONS									
		DATE: 10/03									
		DWG. BY: DAP									
		DESIGN BY: DAP									
		REVIEWED BY: JWW									