


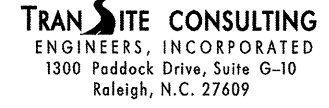


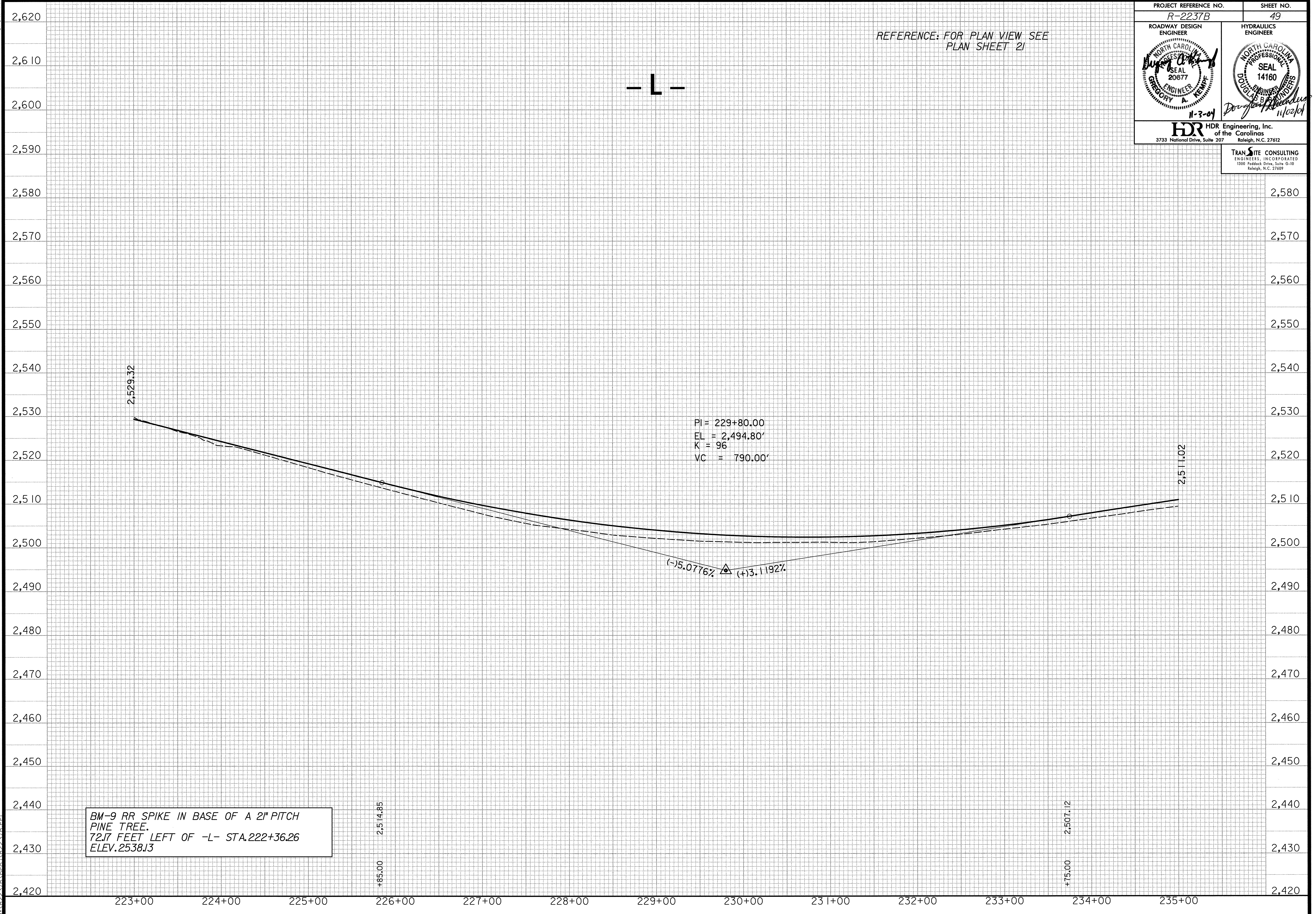
5/14/99

11/02/2004
10:46:26 PM
R:\B237B\Drawings\B237B.PE1

PROJECT REFERENCE NO. <i>R-2237B</i>	SHEET NO. <i>49</i>
ROADWAY DESIGN ENGINEER <i>Gregory A. Kempf</i> SEAL 20677 11-3-04	HYDRAULICS ENGINEER <i>Douglas B. ...</i> SEAL 14160 11/02/04
 	
 HDR Engineering, Inc. of the Carolinas 3733 National Drive, Suite 207 Raleigh, N.C. 27612	
 TRAN SITE CONSULTING ENGINEERS, INCORPORATED 1300 Piedmont Drive, Suite G-10 Raleigh, N.C. 27609	

REFERENCE: FOR PLAN VIEW SEE PLAN SHEET 21

- L -



BM-9 RR SPIKE IN BASE OF A 21" PITCH PINE TREE.
72.17 FEET LEFT OF -L- STA. 222+36.26
ELEV. 2538.13