
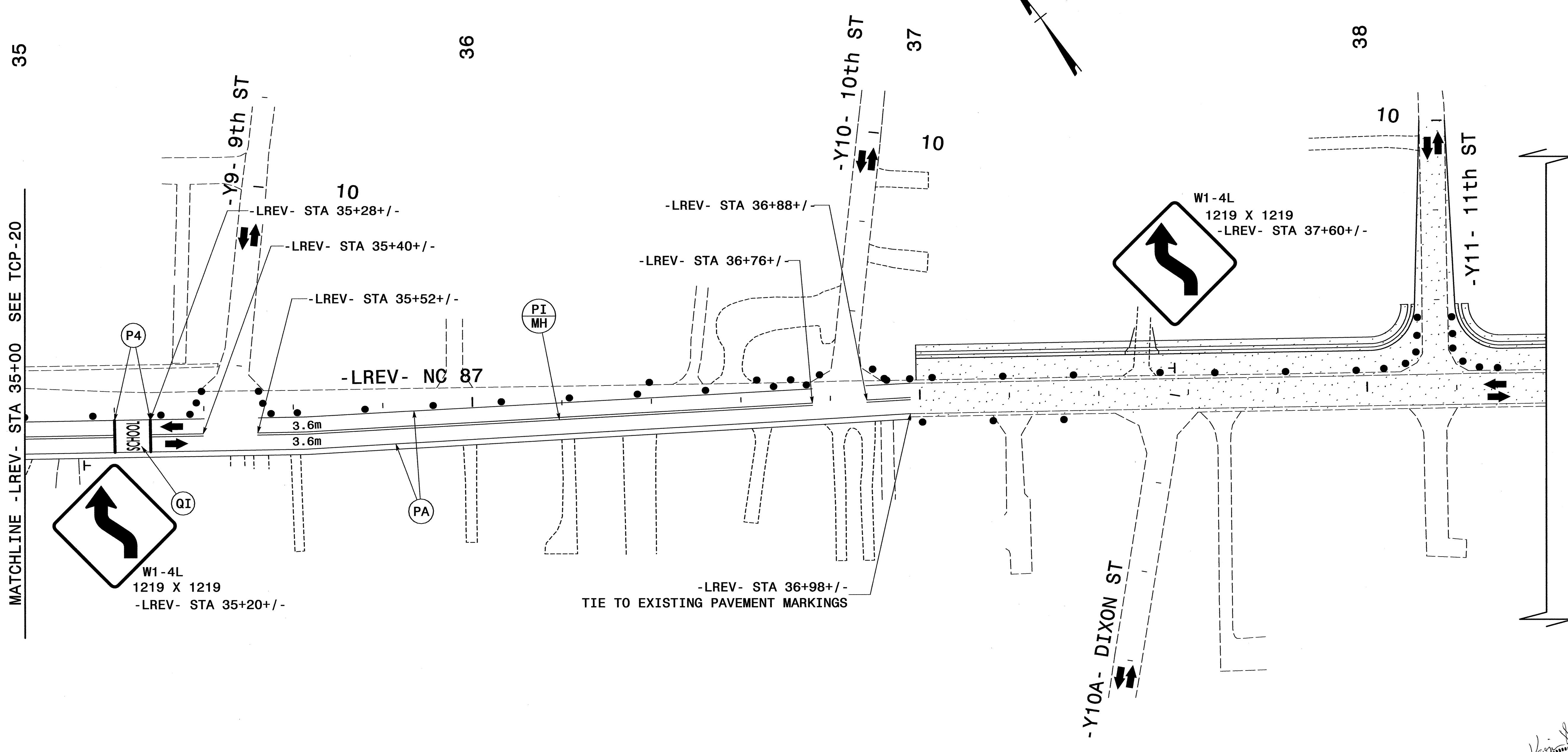





PROJ. REFERENCE NO. R-2562D	SHEET NO. TCP-21
--------------------------------	---------------------

MATCHLINE - LREV- STA 35+00 SEE TCP-20




W1-4L
1219 X 1219
-LREV- STA 35+20+/-



W1-4L
1219 X 1219
-LREV- STA 37+60+/-


-LREV- STA 36+98+/-
TIE TO EXISTING PAVEMENT MARKINGS



SEE TCP-1A FOR PAVEMENT MARKING SCHEDULE.

PHASE II - STEP 1

SCALE: NONE		REVISIONS
DATE: 9/2004		
DWG. BY: KWB		
DESIGN BY: KWB		
REVIEWED BY: TRH		



PO BOX 30128 TELE 919.788.0224
RALEIGH, NC 27622 FAX 919.788.0232

10/27/2004 10:49:03 AM P:\PROJECTS\Wet\TIP\IN-2562D\TIP\CONTROL\CONV\CONV-2562D-TCP-21.dgn