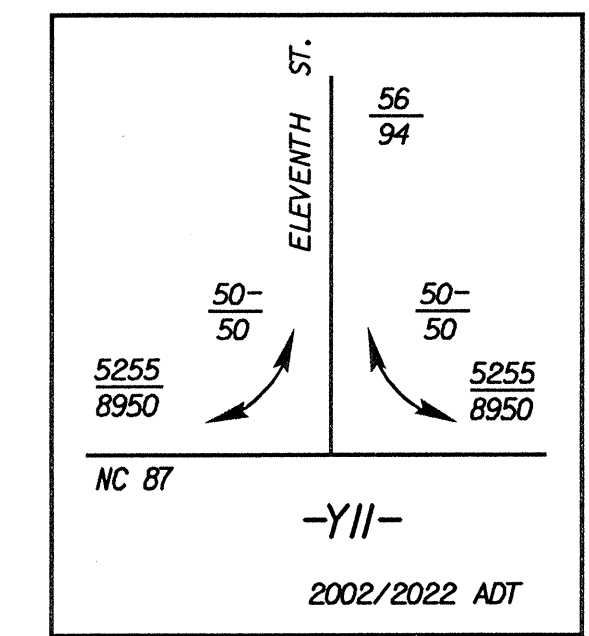
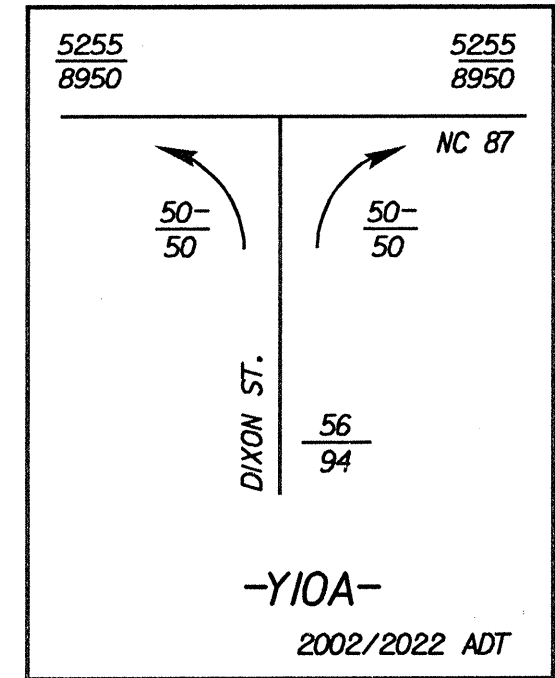
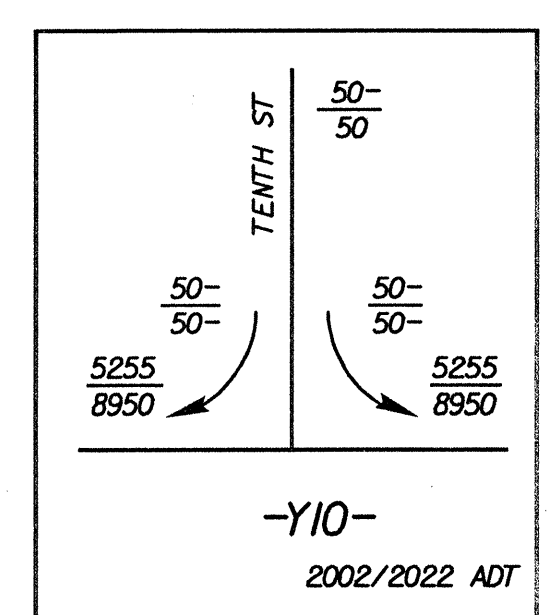
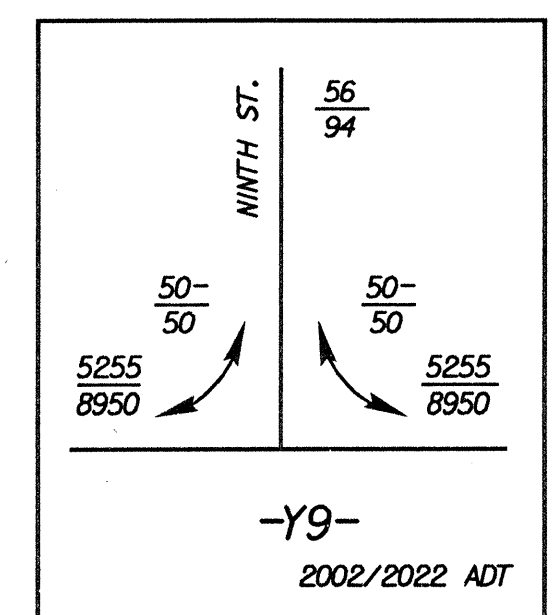


-LREV- STA.35 + 00.000 MATCH TO SHEET NO. 11

-LREV- STA. 38 + 40.000 MATCH TO SHEET NO. 13



**WETHERILL**  
ENGINEERING, INC.

4915 Watson Edge Dr., Suite 295  
Raleigh, North Carolina 27606  
(919) 851-8077 Fax: (919) 851-8107

ERNEST S. PAIK  
DB 130 PG 67

SEE SHEET 30 FOR -LREV- PROFILE  
SEE SHEET 44 FOR -Y9- PROFILE  
SEE SHEET 45 FOR -Y10-, -Y10A-, & -Y11- PROFILE

15-DEC-2023 16:15:15 I:\proj\2562\2562.dwg