


40 30 20 10 0 10 20 30 40

45 45

40 40

35 35

99+60.000 -L- REV (LT) = 99+60.349 -L- REV (RT)

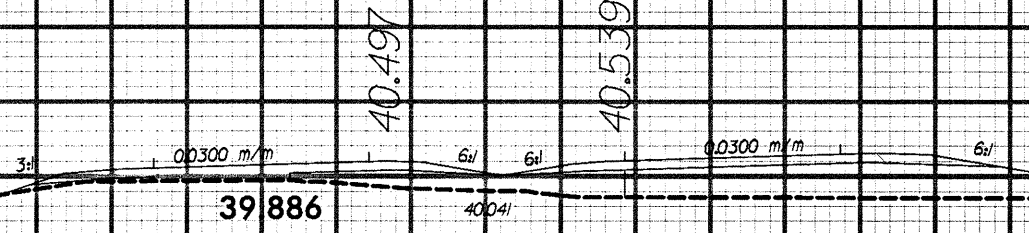


45 45

40 40

35 35

99+40.000 -L- REV (LT) = 99+40.137 -L- REV (RT)

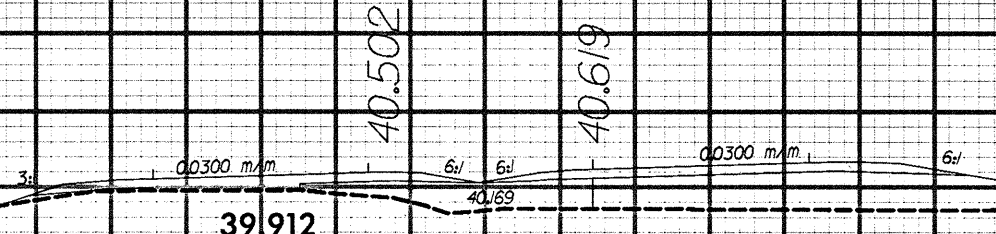


45 45

40 40

35 35

99+20.000 -L- REV (LT) = 99+19.936 -L- REV (RT)



Vertical Curve Data Table