


L-REV.

40 30 20 10 0 10 20 30 40

50 50

45 45




45.813

45.813

44.662  
155+60.000

50 50

45 45




45.906

45.906

44.487  
155+40.000

50 50

45 45



46.034

46.034

44.338  
155+20.000

40 30 20 10 0 10 20 30 40

PROPERTY OF METRIC ENGINEERS ARCHITECTS