


L-REV.

40 30 20 10 0 10 20 30 40

50 50


45 45



167+60.000

50 50

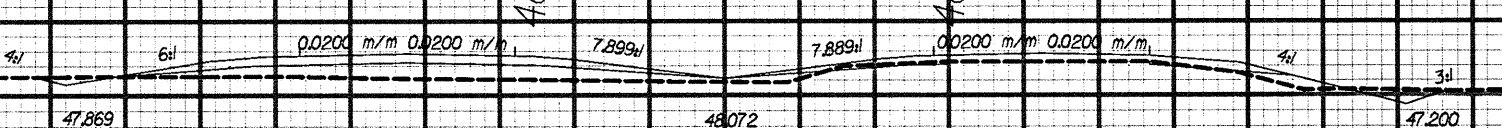
45 45



167+40.000

50 50

45 45



167+20.000

PLANNING & CONSTRUCTION