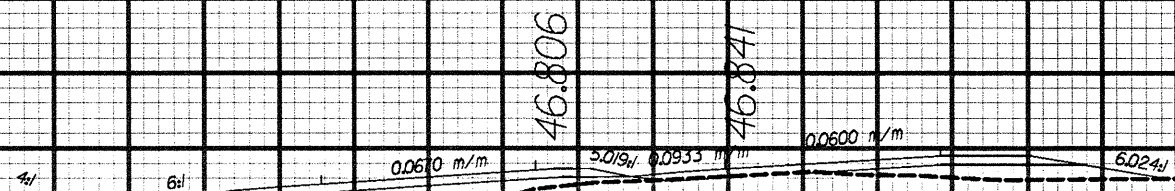


40 30 20 10 0 10 20 30 40

50 50

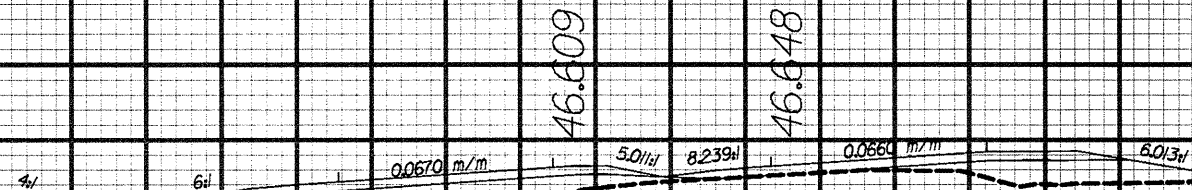
45 45



45.839
185+00.00 -L- REV (LT) = 185+04.904 -L- REV (RT)

50 50

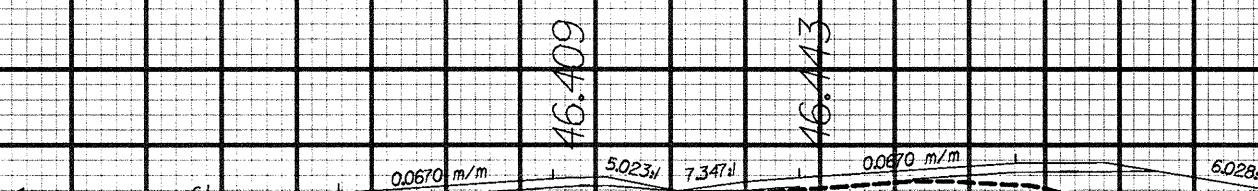
45 45



45.465
184+80.00 -L- REV (LT) = 184+84.407 -L- REV (RT)

50 50

45 45



45.216
184+60.00 -L- REV (LT) = 184+63.917 -L- REV (RT)

40 30 20 10 0 10 20 30 40

DATE: 11/11/08
TIME: 10:00 AM
DRAWN BY: J. W. BROWN
CHECKED BY: J. W. BROWN
SCALE: AS SHOWN