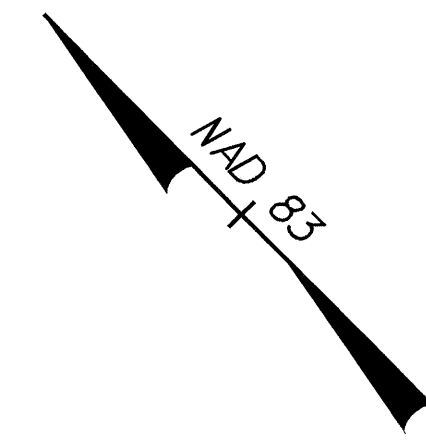
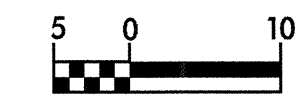


8/17/2009



PROJECT REFERENCE NO.		SHEET NO.	
R-05/3A		14	
R/W SHEET NO.			
ROADWAY DESIGN ENGINEER		HYDRAULICS ENGINEER	
<b>PRELIMINARY PLANS</b> DO NOT USE FOR CONSTRUCTION <b>INCOMPLETE PLANS</b> DO NOT USE FOR R/W ACQUISITION			
CONST. REV.			
R/W REV.			

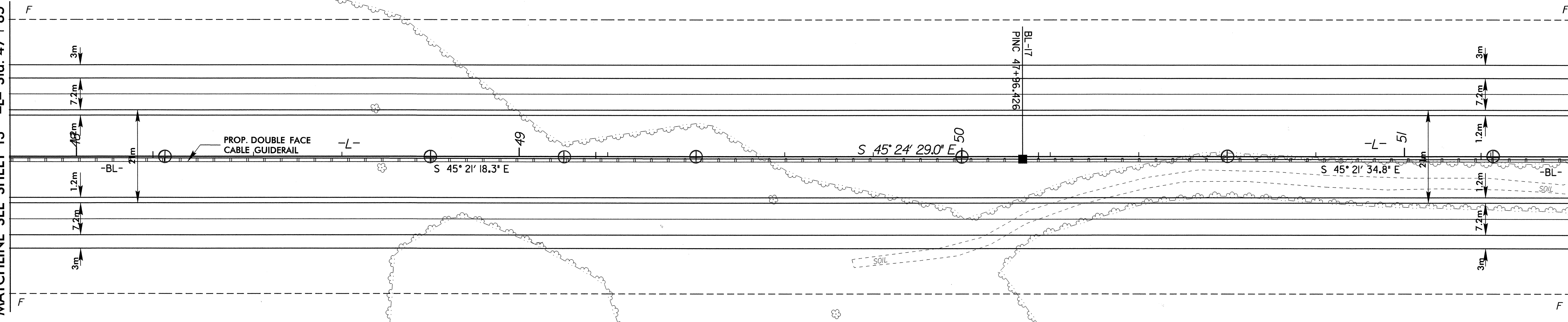


EVELYN S ABBOTT  
DB 15F PG 230

EVELYN S ABBOTT  
DB 15F PG 230

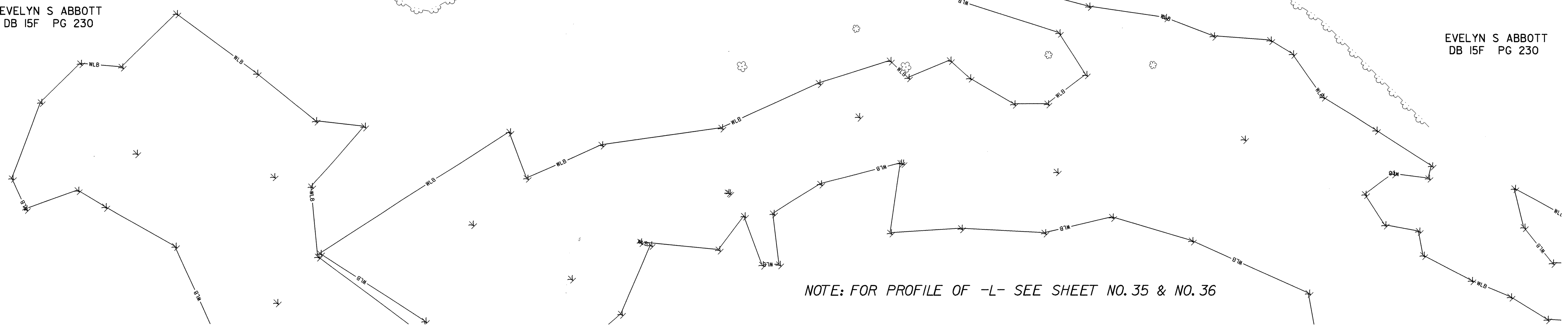
MATCHLINE SEE SHEET 13 -L- Sta. 47+85

MATCHLINE SEE SHEET 15 -L- Sta. 51+40



EVELYN S ABBOTT  
DB 15F PG 230

EVELYN S ABBOTT  
DB 15F PG 230



NOTE: FOR PROFILE OF -L- SEE SHEET NO. 35 & NO. 36

09-NOV-2000 09:37  
R:\05\3A\Proc\05\0513as14.pch  
Submain