

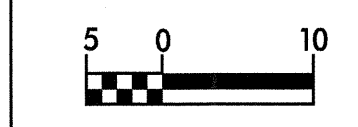


8.17.23

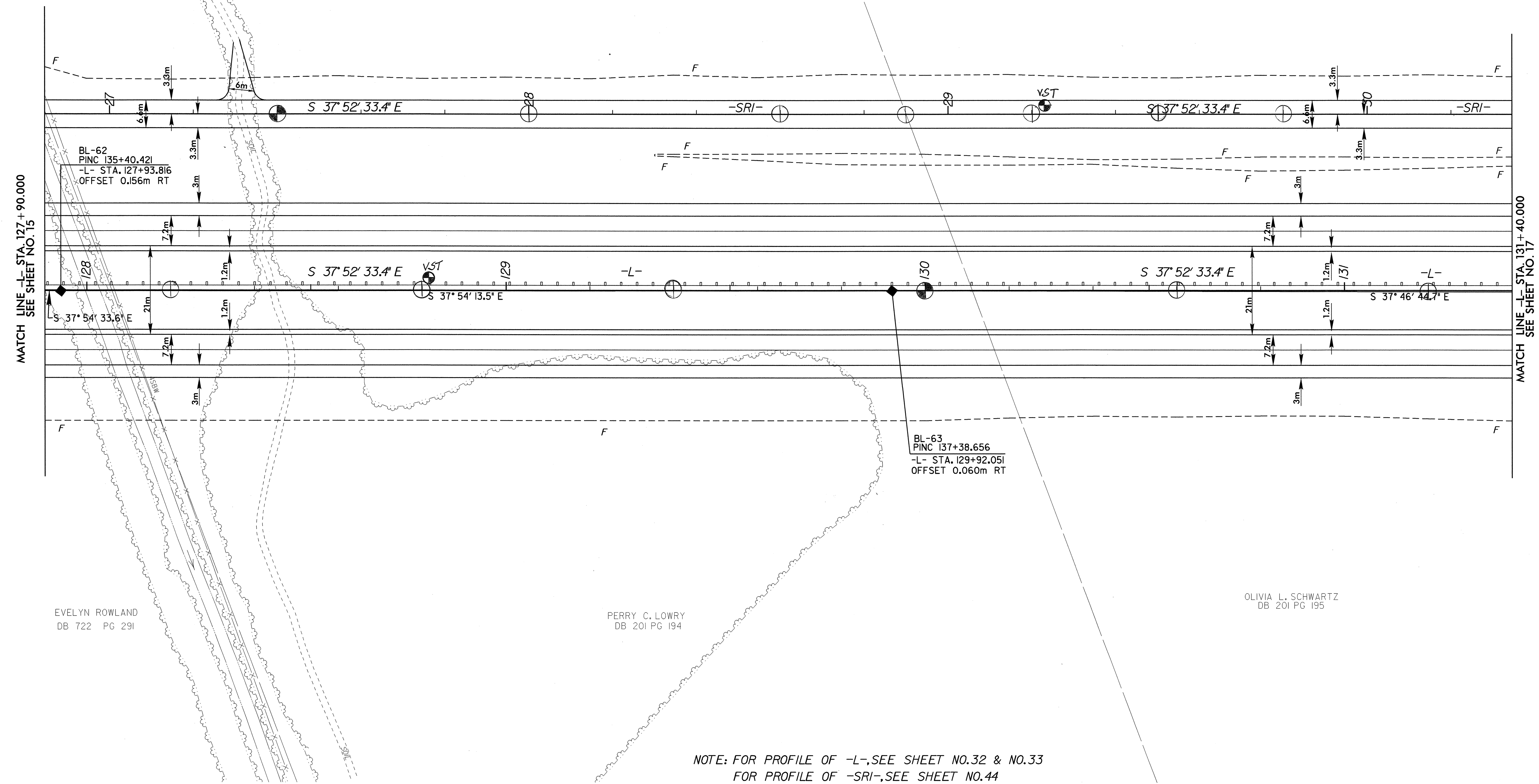


PROJECT REFERENCE NO.	R-0513BA	SHEET NO.	16
R/W SHEET NO.			
ROADWAY DESIGN ENGINEER		HYDRAULICS ENGINEER	
PRELIMINARY PLANS DO NOT USE FOR CONSTRUCTION			
INCOMPLETE PLANS DO NOT USE FOR R/W ACQUISITION			
CONST. REV.			
R/W REV.			



PERRY C. LOWRY
DB 201 PG 194

OLIVIA L. SCHWARTZ
DB 201 PG 195



MATCH LINE -L- STA. 127+90.000
SEE SHEET NO. 15

MATCH LINE -L- STA. 131+40.000
SEE SHEET NO. 17

EVELYN ROWLAND
DB 722 PG 291

PERRY C. LOWRY
DB 201 PG 194

OLIVIA L. SCHWARTZ
DB 201 PG 195

NOTE: FOR PROFILE OF -L-, SEE SHEET NO. 32 & NO. 33
FOR PROFILE OF -SRI-, SEE SHEET NO. 44

28-DEC-2000 13:32
C:\Users\3861\Documents\Projects\190138AS16.PSH