NOTES

THE COST OF THE BARRIER RAIL ON THE APPROACH SLAB SHALL BE INCLUDED IN THE LUMP SUM CONTRACT PRICE BID FOR BRIDGE APPROACH SLABS.

APPROACH SLAB SHALL NOT BE CONSTRUCTED PRIOR TO COMPLETION OF THE BRIDGE DECK.

FOR REINFORCED BRIDGE APPROACH FILL INCLUDING FABRIC, IMPERMEABLE GEOMEMBRANE, 102mm Ø DRAINAGE PIPE, #78M STONE, AND SELECT MATERIAL, SEE ROADWAY PLANS.

TEMPORARY DRAINAGE AND TEMPORARY BERM AND SLOPE DRAINS WILL BE PAID FOR UNDER THE LUMP SUM PRICE FOR BRIDGE APPROACH SLAB.

AREA BETWEEN THE WINGWALL AND APPROACH SLAB SHALL BE GRADED TO DRAIN THE WATER AWAY FROM THE FILL FACE OF THE BRIDGE AND SHALL BE PAVED. SEE ROADWAY PLANS.

THE 150mm COMP. A.B.C. SHALL EXTEND 3m BEYOND THE END OF THE APPROACH SLAB AND 300mm OUTSIDE OF EACH EDGE OF THE SLAB.

THE CONTRACTOR MAY USE 100mm TYPE B-25.0B ASPHALT CONCRETE COURSE IN LIEU OF 150mm COMP. A.B.C. IF THIS OPTION IS USED, THE BASE COURSE SHALL EXTEND 300mm BEYOND THE END OF THE APPROACH SLAB AND THE WIDTH SHALL BE THE SAME AS THAT OF THE APPROACH SLAB.

THE CONTRACTOR MAY USE 125mm CLASS "A" CONCRETE BASE IN LIEU OF 150mm COMP. A.B.C. IF THIS OPTION IS USED, THE CONCRETE BASE SHALL EXTEND 300mm BEYOND THE END OF THE APPROACH SLAB AND THE WIDTH SHALL BE THE SAME AS THAT OF THE APPROACH SLAB. THE CONCRETE SHALL BE FINISHED TO A SMOOTH SURFACE AND A LAYER OF 13.6 kg. ROOFING FELT SHALL BE PLACED BETWEEN THE CONCRETE BASE AND THE APPROACH SLAB TO PREVENT BOND. THE APPROACH SLAB SHALL NOT BE CAST UNTIL THE CONCRETE BASE HAS REACHED AN AGE OF THREE CURING DAYS.

BILL OF MATERIAL
FOR ONE APPROACH SLAB (2 REQRD.)

BAR	NO.	SIZE	TYPE	LENGTH	WEIGHT	BAR	NO.	SIZE	TYPE	LENGTH	WEIGHT	BAR	NO.	SIZE	TYPE	LENGTH	WEIGHT
*A1	50	#16	STR	13360	1037	A214	2	#13	STR	2600	5	B215	6	#25	STR	12260	292
						A215	2	#13	STR	1800	4						
*A101	2	#16	STR	13040	40	A216	2	#13	STR	1000	2	*B3	7	#16	STR	3580	39
*A102	2	#16	STR	12240	38	A217	1	#13	STR	600	1	*B4	7	#16	STR	3500	38
*A103	2	#16	STR	11440	36							*B5	1	#16	3	2080	3
*A104	2	#16	STR	10640	33	*B101	6	#19	STR	7400	99	*B6	1	#16	3	1800	3
*A105	2	#16	STR	9840	31	*B102	6	#19	STR	7740	104						
*A106	2	#16	STR	9020	28	*B103	6	#19	STR	8080	108	*G1	1	#16	STR	14400	22
*A107	2	#16	STR	8220	26	*B104	6	#19	STR	8420	113						
*A108	2	#16	STR	7420	23	*B105	6	#19	STR	8760	117	*S1	58	#16	STR	980	88
*A109	2	#16	STR	6620	21	*B106	6	#19	STR	9080	122	*S2	42	#16	1	1220	80
*A110	2	#16	STR	5820	18	*B107	6	#19	STR	9420	126	*S3	20	#16	2	680	21
*A111	2	#16	STR	5020	16	*B108	6	#19	STR	9760	131						
*A112	2	#16	STR	4220	13	*B109	6	#19	STR	10100	135						
*A113	2	#16	STR	3400	11	*B110	6	#19	STR	10440	140						
*A114	2	#16	STR	2600	8	*B111	6	#19	STR	10760	144						
*A115	2	#16	STR	1800	6	*B112	6	#19	STR	11100	149						
*A116	2	#16	STR	1000	3	*B113	6	#19	STR	11440	153						
*A117	1	#16	STR	600	1	*B114	6	#19	STR	11780	158						
						*B115	6	#19	STR	12120	163						
A2	100	#13	STR	6960	692												
						B201	6	#25	STR	7560	180						
A201	4	#13	STR	6800	27	B202	6	#25	STR	7900	188						
A202	4	#13	STR	6400	25	B203	6	#25	STR	8220	196						
A203	4	#13	STR	6000	24	B204	6	#25	STR	8560	204						
A204	4	#13	STR	5600	22	B205	6	#25	STR	8900	212						
A205	4	#13	STR	5200	21	B206	6	#25	STR	9240	220						
A206	4	#13	STR	4780	19	B207	6	#25	STR	9580	228						
A207	2	#13	STR	8220	16	B208	6	#25	STR	9900	236						
A208	2	#13	STR	7420	15	B209	6	#25	STR	10240	244						
A209	2	#13	STR	6620	13	B210	6	#25	STR	10580	252						
A210	2	#13	STR	5820	12	B211	6	#25	STR	10920	260						
A211	2	#13	STR	5020	10	B212	6	#25	STR	11260	268						
A212	2	#13	STR	4220	8	B213	6	#25	STR	11600	277						
A213	2	#13	STR	3400	7	B214	6	#25	STR	11920	284						

REINFORCING STEEL = 4464 KG

* EPOXY COATED REINFORCING STEEL = 3645 KG

CLASS AA CONCRETE BREAKDOWN

POUR 1 SLAB & CURBS	C.M.	42.3
POUR 2 RAILS	C.M.	1.6
CLASS AA CONCRETE	C.M.	43.9

BAR TYPES

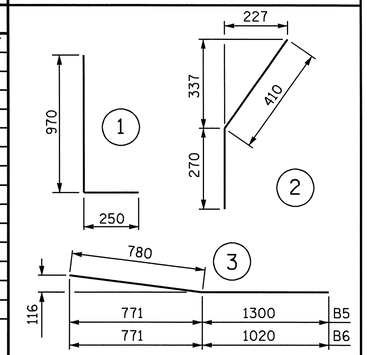

ALL BAR DIMENSIONS ARE OUT TO OUT

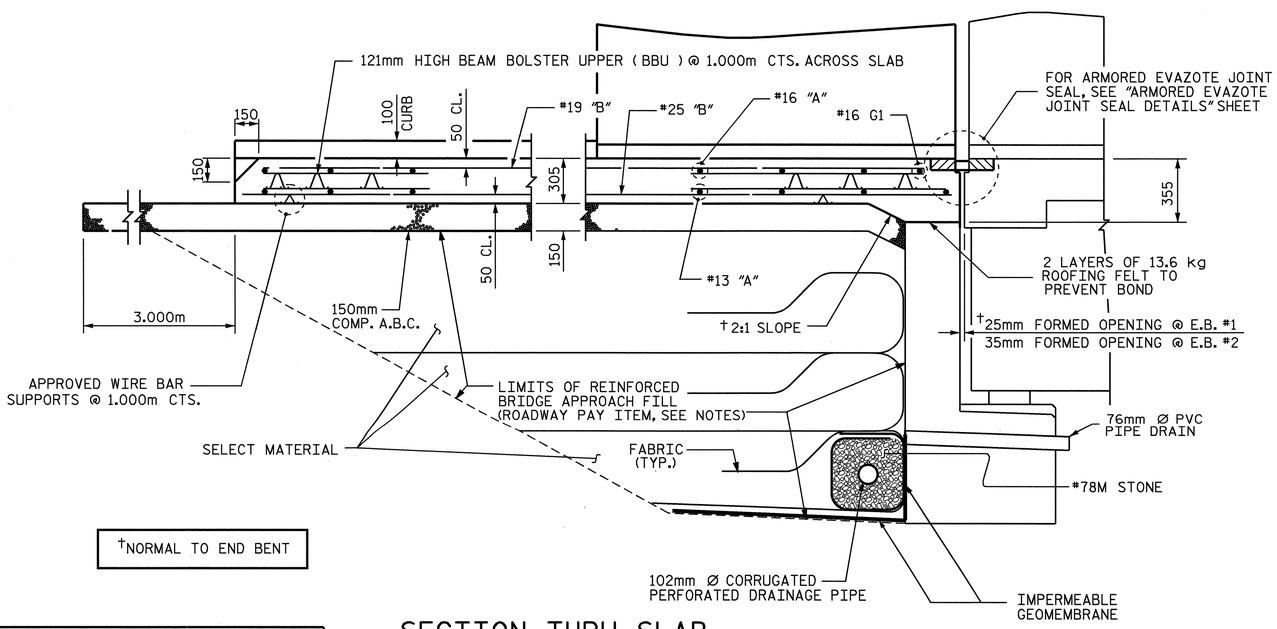

†NORMAL TO END BENT

SECTION THRU SLAB

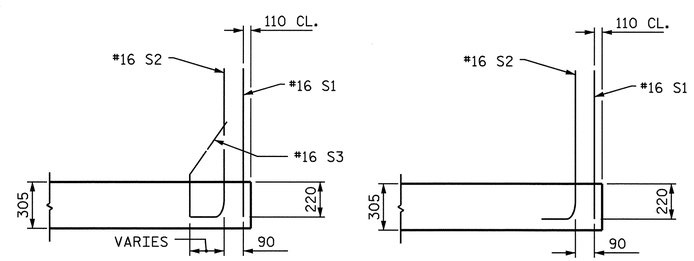

SECTION L-L

SECTION M-M

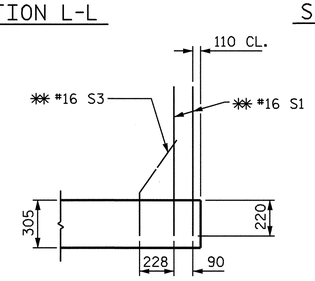

SECTION K-K

** ADHESIVELY ANCHORED

NORTH CAROLINA PROFESSIONAL SEAL 21545 ENGINEER STEVEN L. WANCE

08/20/04

PROJECT NO. R-513BA

ROBESON COUNTY

STATION: 138+30.800 -L-

SHEET 2 OF 4

STATE OF NORTH CAROLINA
DEPARTMENT OF TRANSPORTATION
RALEIGH

BRIDGE APPROACH SLAB WITH BARRIER RAIL

ASSEMBLED BY : W.K. FISCHER		DATE : 3/26/04			
CHECKED BY : S. WANCE		DATE : 5/25/04			
DRAWN BY : RWW	8/01	ADDED 12/01			
CHECKED BY : LES	8/01	REV. 5/7/03	RWW/JTE		

REVISIONS						SHEET NO.
NO.	BY:	DATE:	NO.	BY:	DATE:	5-170
1			3			TOTAL SHEETS
2			4			172

STR #4 REV. STD. NO. BAS5SM