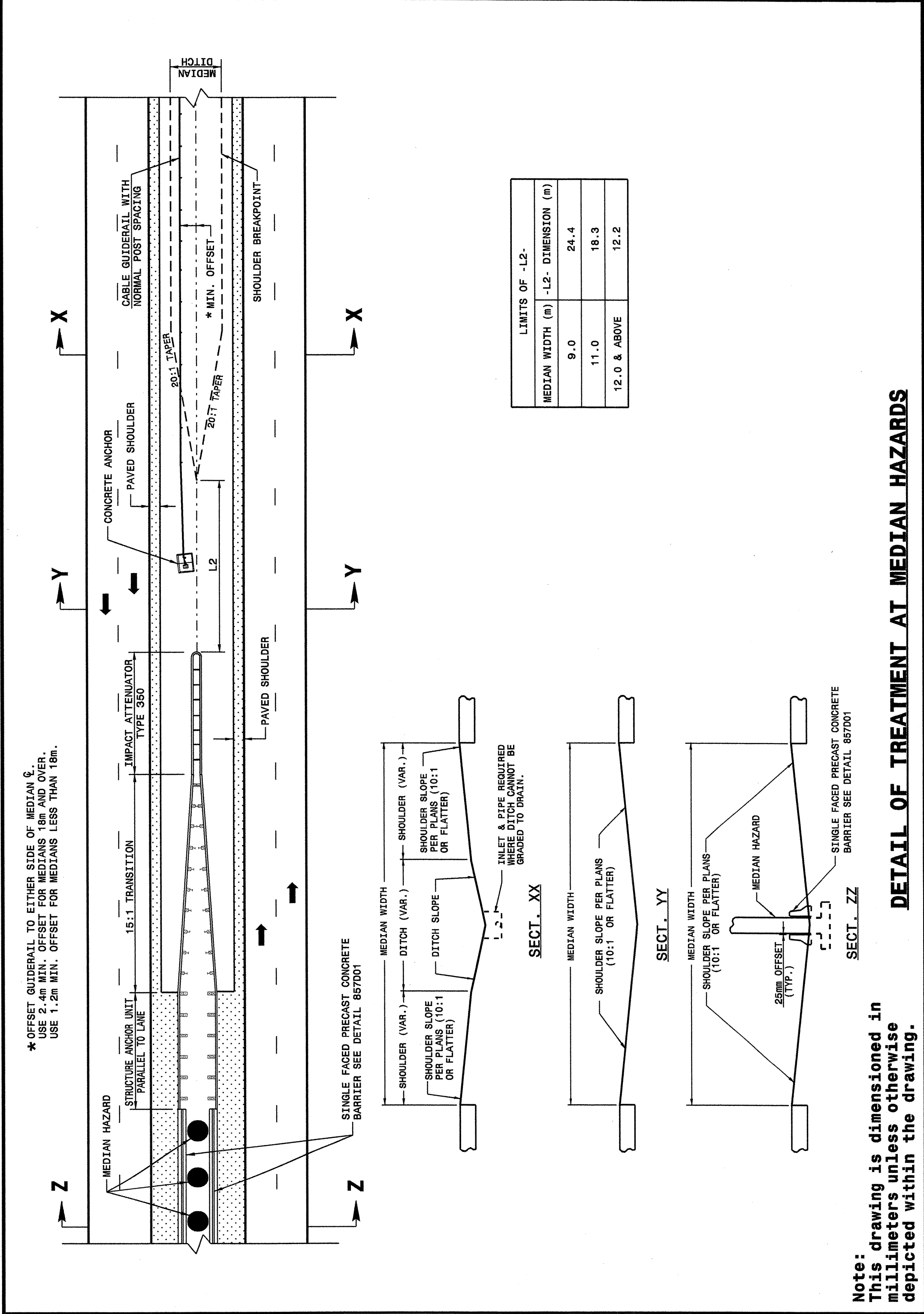


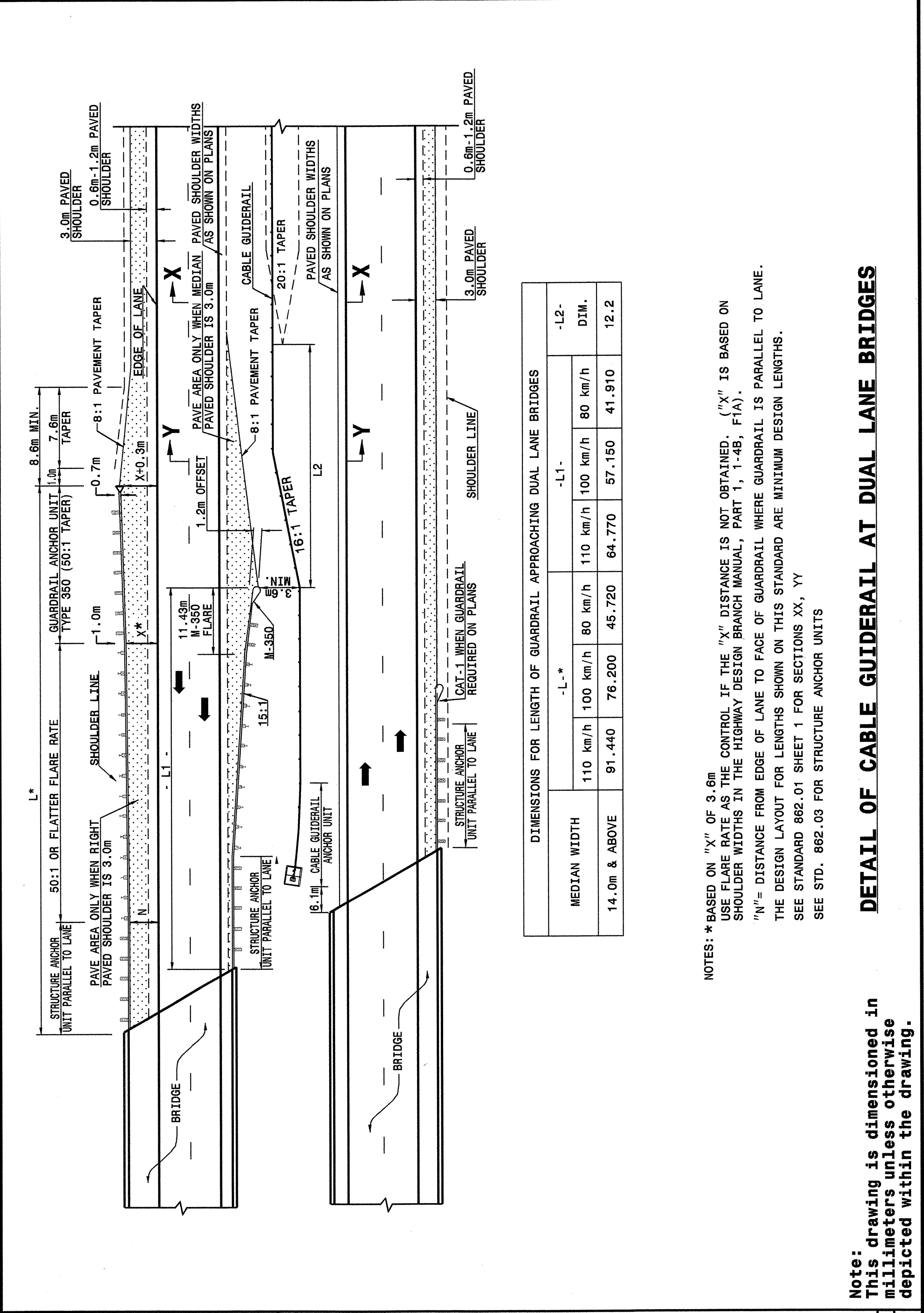


STATE OF NORTH CAROLINA DEPT. OF TRANSPORTATION DIVISION OF HIGHWAYS RALEIGH, N.C.  
 METRIC DETAIL DRAWING FOR CABLE GUIDERAIL MEDIAN HAZARD GUIDERAIL LAYOUT  
 SHEET 1 OF 11 865D01



STATE OF NORTH CAROLINA DEPT. OF TRANSPORTATION DIVISION OF HIGHWAYS RALEIGH, N.C.  
 METRIC DETAIL DRAWING FOR CABLE GUIDERAIL MEDIAN HAZARD GUIDERAIL LAYOUT  
 SHEET 1 OF 11 865D01

STATE OF NORTH CAROLINA DEPT. OF TRANSPORTATION DIVISION OF HIGHWAYS RALEIGH, N.C.  
 METRIC DETAIL DRAWING FOR CABLE GUIDERAIL DUAL LANE BRIDGES GUIDERAIL LAYOUT  
 SHEET 2 OF 11 865D01



STATE OF NORTH CAROLINA DEPT. OF TRANSPORTATION DIVISION OF HIGHWAYS RALEIGH, N.C.  
 METRIC DETAIL DRAWING FOR CABLE GUIDERAIL DUAL LANE BRIDGES GUIDERAIL LAYOUT  
 SHEET 2 OF 11 865D01

**DETAIL OF TREATMENT AT MEDIAN HAZARDS**

Note: This drawing is dimensioned in millimeters unless otherwise depicted within the drawing.


NOTES: \* BASED ON "X" OF 3.6m USE FLARE RATE AS THE CONTROL IF THE "X" DISTANCE IS NOT OBTAINED. ("X" IS BASED ON SHOULDER WIDTHS IN THE HIGHWAY DESIGN BRANCH MANUAL, PART 1, 1-4B, F1A).  
 "N" = DISTANCE FROM EDGE OF LANE TO FACE OF GUARDRAIL WHERE GUARDRAIL IS PARALLEL TO LANE.  
 THE DESIGN LAYOUT FOR LENGTHS SHOWN ON THIS STANDARD ARE MINIMUM DESIGN LENGTHS.  
 SEE STANDARD 862.01 SHEET 1 FOR SECTIONS XX, YY  
 SEE STD. 862.03 FOR STRUCTURE ANCHOR UNITS

Note: This drawing is dimensioned in millimeters unless otherwise depicted within the drawing.

DESIGN SERVICES UNIT  
 STANDARDS AND SPECIAL DESIGN  
 Office 919-250-4128 FAX 919-250-4119

**SEE PLATE FOR TITLE**

ORIGINAL BY: 2002 STANDARDS DATE: 1-15-02  
 MODIFIED BY: E. E. WARD DATE: 4-07-04  
 CHECKED BY: J. H. HUNT DATE: 4/28/04  
 FILE SPEC.: \\ps7/std/02stds to details/metric/86501/0865d01.dgn



26-APR-2004 15:44  
 D:\Special Details\metric\stds\02\stds to Special Details\metric\86501\0865d01.m.dgn  
 AT 05212260