14-APR-2004 08:15
W:\Special Details\ericward\stds\02' Stds to Special Details\metric\8650L\0865d01m.dgn
ericward AT DS212260

STATE OF NORTH CAROLINA
DEPT. OF TRANSPORTATION
DIVISION OF HIGHWAYS
RALEIGH, N.C.

METRIC DETAIL DRAWING FOR
CABLE GUIDERAIL
ANCHOR POST DETAILS

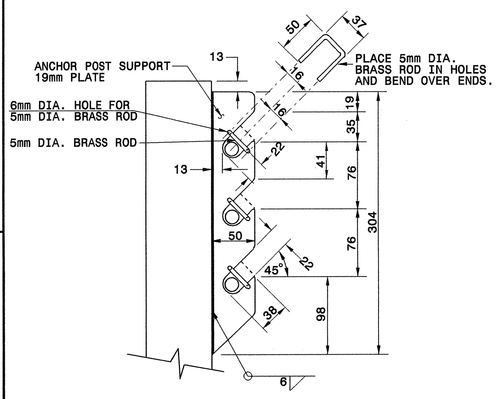

SIDE VIEW OF POST TOP

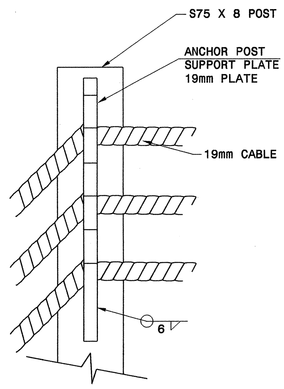

FRONT VIEW OF POST TOP
(ROAD SIDE)

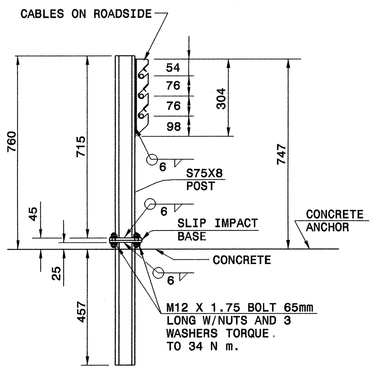

ANCHOR POST DETAIL
(SHOWN FOR LEFT HANDED ANCHOR)

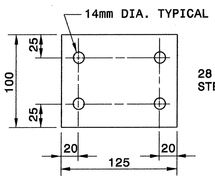

KEEPER PLATE

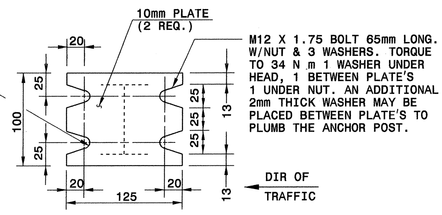

SLIP IMPACT BASE
(KEEPER PLATE NOT SHOWN)

Note:
This drawing is dimensioned in millimeters unless otherwise depicted within the drawing.

SHEET 7 OF 11
865D01

STATE OF NORTH CAROLINA
DEPT. OF TRANSPORTATION
DIVISION OF HIGHWAYS
RALEIGH, N.C.

METRIC DETAIL DRAWING FOR
CABLE GUIDERAIL
ANCHOR POST DETAILS

SHEET 7 OF 11
865D01

STATE OF NORTH CAROLINA
DEPT. OF TRANSPORTATION
DIVISION OF HIGHWAYS
RALEIGH, N.C.

METRIC DETAIL DRAWING FOR
CABLE GUIDERAIL
ANCHOR DETAILS

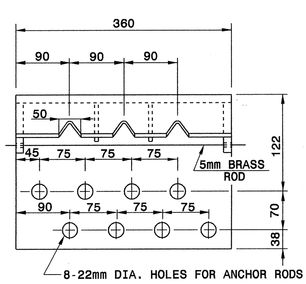

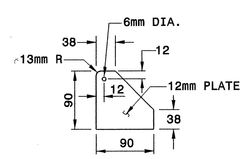

EXTERNAL STIFFENER PLATE

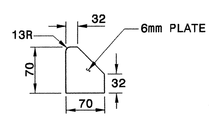

INTERNAL STIFFENER PLATE

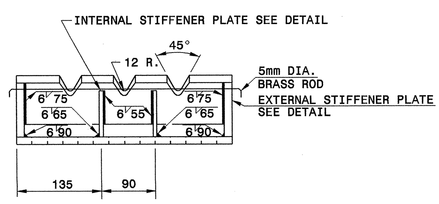

ANCHOR ANGLE DETAILS

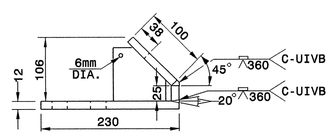

NOTE: SUBMIT ALTERNATE METHODS OF FABRICATING ANCHOR ANGLES FOR APPROVAL.

BREAKAWAY ANCHOR ANGLE

Note:
This drawing is dimensioned in millimeters unless otherwise depicted within the drawing.

SHEET 8 OF 11
865D01

STATE OF NORTH CAROLINA
DEPT. OF TRANSPORTATION
DIVISION OF HIGHWAYS
RALEIGH, N.C.

METRIC DETAIL DRAWING FOR
CABLE GUIDERAIL
ANCHOR DETAILS

SHEET 8 OF 11
865D01

DESIGN SERVICES UNIT
STANDARDS AND SPECIAL DESIGN
Office 919-250-4128 FAX 919-250-4119

SEE PLATE FOR TITLE

ORIGINAL BY: 2002 STANDARDS DATE: 1-15-02
MODIFIED BY: E.E. WARD DATE: 4-07-04
CHECKED BY: D.Wilson DATE: 4-14-04
FILE SPEC.: /usr/std/02stds/to details/metric/8650l/0865d01.dgn

NORTH CAROLINA PROFESSIONAL SEAL 022966 ENGINEER JOEL S. HOWERTON
7/28/04

PROJECT REFERENCE NO. R-0513BA
SHEET NO. 2-16
METRIC