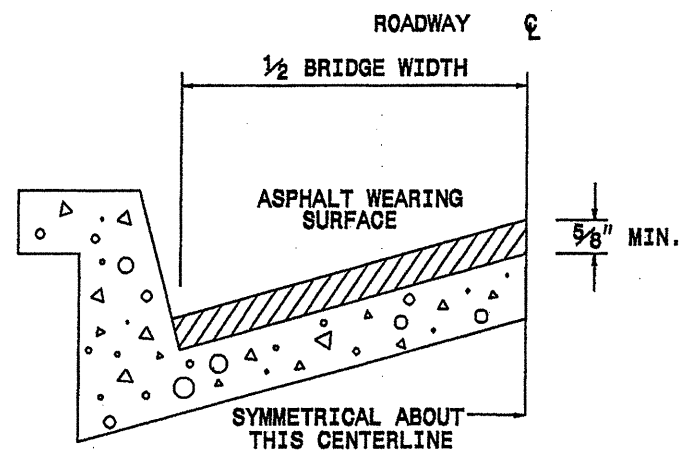


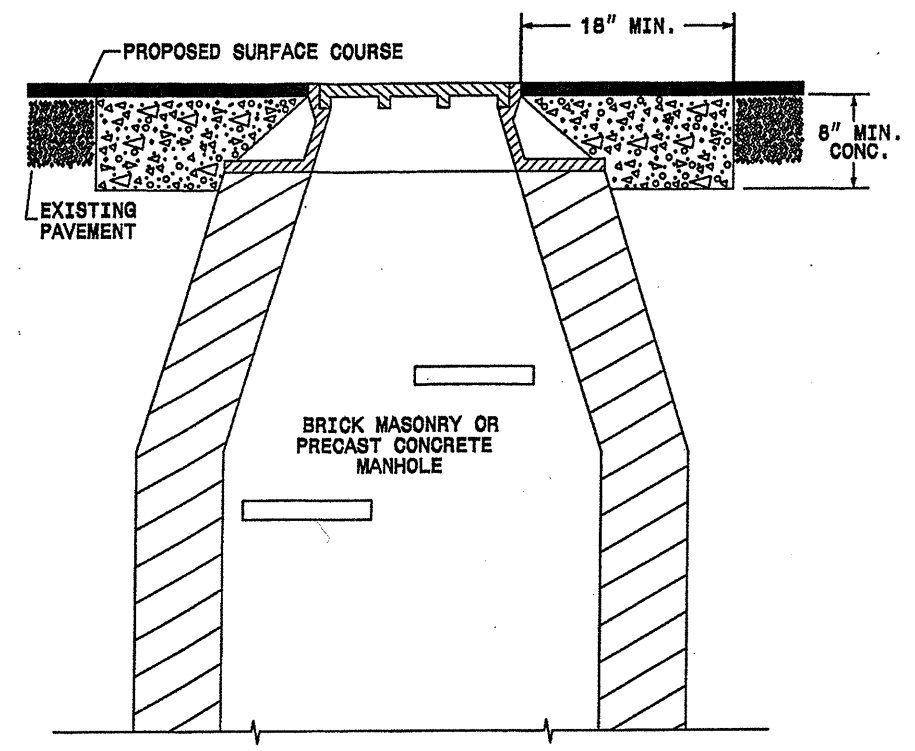
STATE	PROJECT NO.	SHEET NO.	TOTAL SHEETS
N.C.	7CR.10681.3, ETC.	10	20

7CR.10681.3
 7CR.20171.3
 7CR.20681.3
 7CR.306802.3
 7CR.306811.3



BRIDGE HALF TYPICAL SECTION

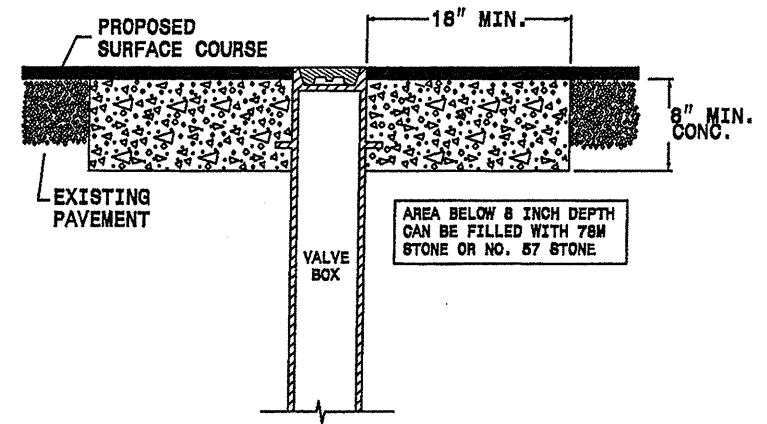
FOR BRIDGES WITH FLOOR DRAINS, CARE SHALL BE EXERCISED IN PLACING THE WEARING SURFACE AROUND FLOOR DRAINS SO AS NOT TO HINDER EFFECTIVE DRAINAGE. ALL DRAINS SHALL BE LEFT OPEN. THE PROPOSED WEARING SURFACE SHALL VARY IN THICKNESS AS NECESSARY TO PROVIDE A SMOOTH RIDING SURFACE. A THICKNESS OF NOT LESS THAN 5/8" SHALL BE PROVIDED. THE MAXIMUM THICKNESS SHALL PREFERABLY BE 1-1/2" UNLESS IT IS IMPRACTICAL TO PROVIDE A SMOOTH RIDING SURFACE OTHERWISE.



BRICK MASONRY OR
 PRECAST CONCRETE
 MANHOLE

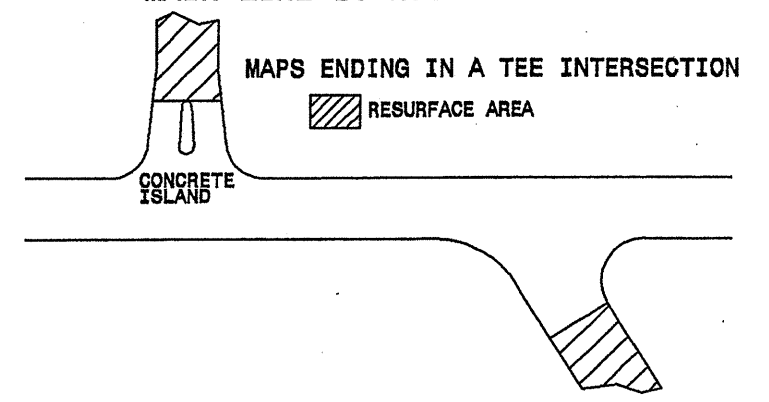
- NOTES:
1. MORTAR SHALL BE MIXED TO NCDOT SPECIFICATIONS.
 2. ALL FAULTY EXISTING BRICKWORK TO BE REMOVED AND REPLACED WITH NEW BRICK MASONRY.
 3. EXCAVATION FOR THE ADJUSTMENT SHALL BE SHEER CUT ON ALL SIDES.
 4. RAPID SET GROUT, MORTAR, OR CONCRETE SHALL BE USED

STANDARD CONCRETE ENCASMENT FOR MANHOLE & VALVE CASTINGS IN PAVEMENT
 DETAIL DRAWING NO. 858.01

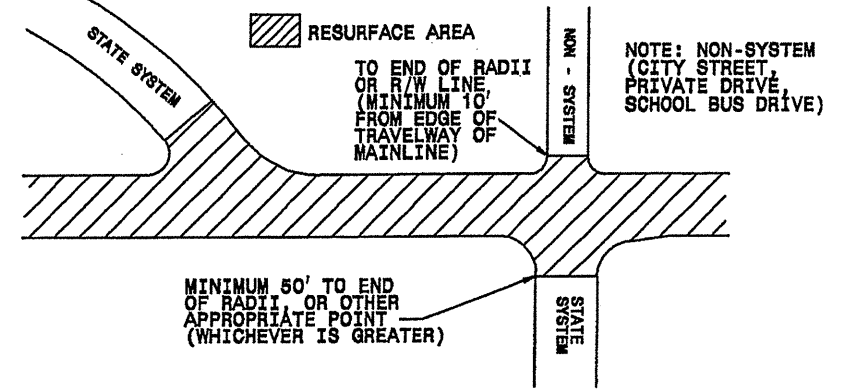


USE RAPID SET GROUT, MORTAR, OR CONCRETE
 CLASS B CONCRETE MAY BE USED WHEN ADJUSTMENTS
 ARE NOT IN THE TRAVEL LANE.

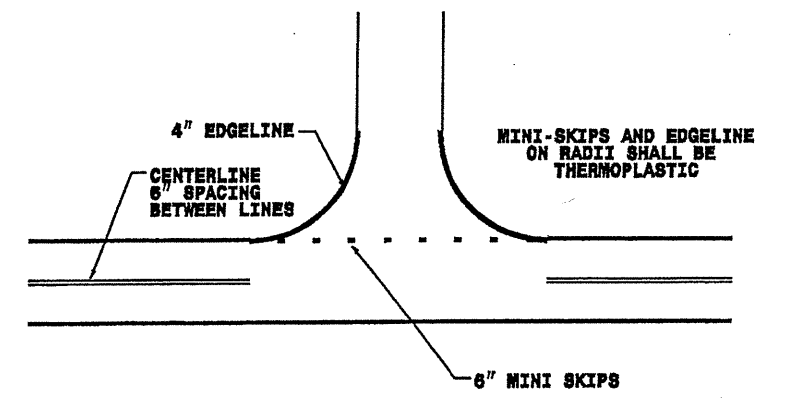
PAVING DETAIL 1
 MAIN LINE IS NOT BEING RESURFACED



PAVING DETAIL 2
 MAIN LINE IS BEING RESURFACED



TO BE USED AT ALL
 NON-SIGNALIZED INTERSECTIONS
 (NOT TO SCALE)



NOTE: MINI SKIPS SHALL BE PLACED ON A 10' CYCLE, CONTAINING AN 8' SPACE AND 2' SKIP. THE WIDTH OF THIS SKIP SHALL BE 6".

5/28/99
 21-SEP-2004 10:21
 surFacing\Orange 2005\Contract Package\Typicals_Orange.dgn