

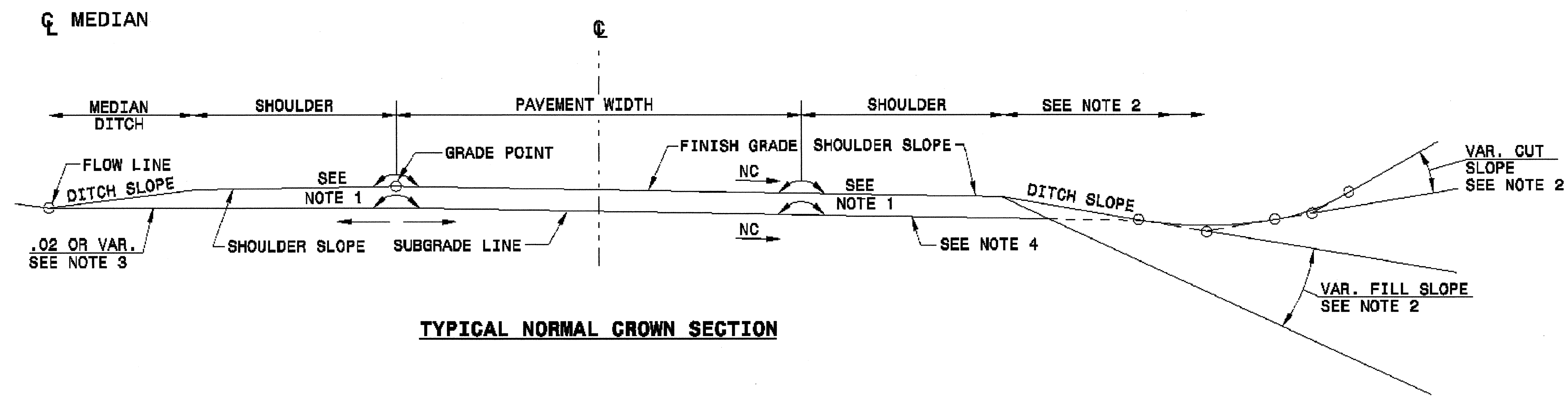


STATE OF NORTH CAROLINA  
DEPT. OF TRANSPORTATION  
DIVISION OF HIGHWAYS  
RALEIGH, N.C.

METRIC DETAIL DRAWING FOR  
**GUIDE FOR GRADING SUBGRADE**  
INTERSTATE AND FREEWAY  
(ROUND BOTTOM DITCH & MEDIAN DITCH)

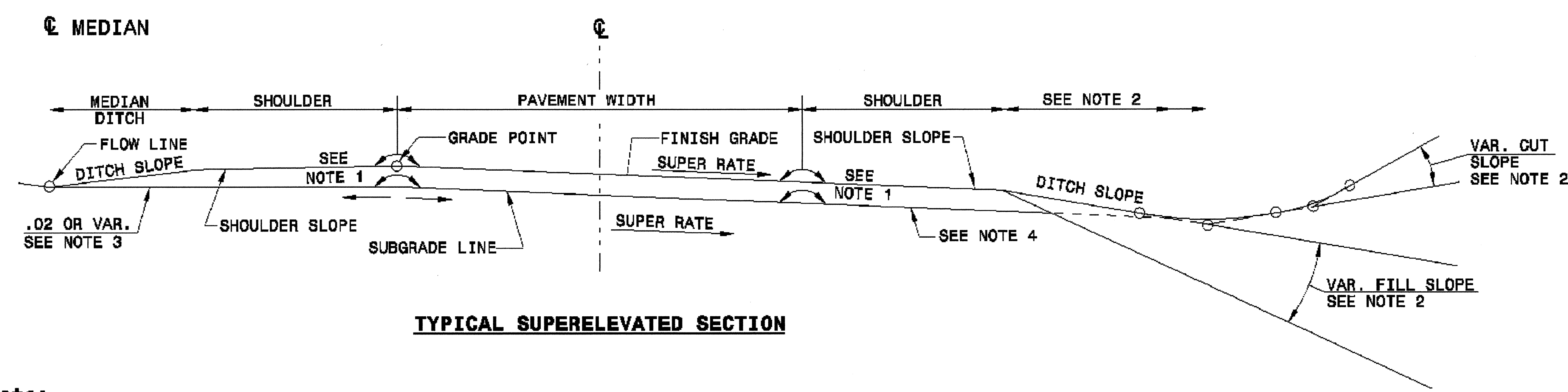
STATE OF NORTH CAROLINA  
DEPT. OF TRANSPORTATION  
DIVISION OF HIGHWAYS  
RALEIGH, N.C.

METRIC DETAIL DRAWING FOR  
**GUIDE FOR GRADING SUBGRADE**  
INTERSTATE AND FREEWAY  
(ROUND BOTTOM DITCH & MEDIAN DITCH)



**TYPICAL NORMAL CROWN SECTION**

1. SEE TYPICAL SECTION FOR LATERAL LOCATION OF ROLLOVER.
2. SEE PLANS FOR METHOD OF CONSTRUCTING CUT AND FILL SLOPES.
3. SUBGRADE LINE WILL NOT UNDERCUT DITCH GRADE AT ANY POINT.
4. OUTSIDE SHOULDER SUBGRADES ARE THE SAME RATE OF SLOPE AS THE ADJACENT TRAVEL LANE SUBGRADES UNLESS CONSTRUCTED ON THE HIGH SIDE OF SUPERELEVATION OR CONSIST OF 3.0m AND WIDER FULL DEPTH PAVEMENT (SEE STDS. 560.01 AND 560.02).




**TYPICAL SUPERELEVATED SECTION**

**Note:**  
This drawing is dimensioned in millimeters unless otherwise depicted within the drawing.

SHEET 1 OF 1  
**225D01**

SHEET 1 OF 1  
**225D01**

DATE: 7/20/04  
W:\Spectral\Drawings\Standard\Work\225D01\225D01.dgn  
P:\Spectral\Drawings\Standard\Work\225D01\225D01.dgn  
P:\Spectral\Drawings\Standard\Work\225D01\225D01.dgn



DESIGN SERVICES UNIT  
STANDARDS AND SPECIAL DESIGN  
Office 919-250-4128 FAX 919-250-4119

**SEE PLATE FOR TITLE**

ORIGINAL BY: 2002 STANDARDS DATE: 01-15-02  
MODIFIED BY: E.E. WARD DATE: 04-07-03  
CHECKED BY: DATE:  
FILE SPEC.: stds/02stdstodetails/metric/225d01.dgn