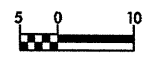
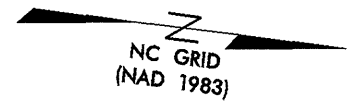
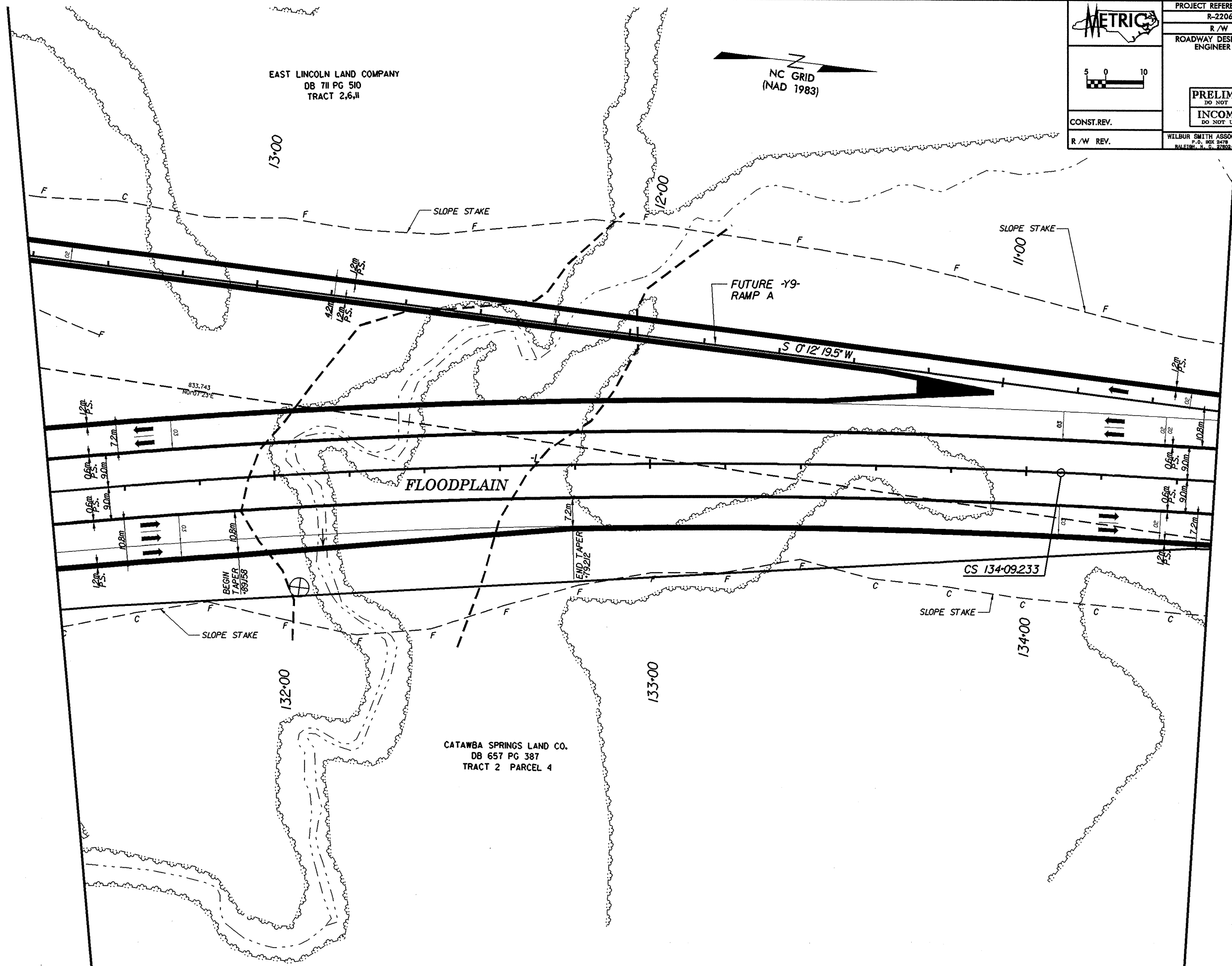




PROJECT REFERENCE NO. R-2206B	SHEET NO. 35
R/W SHEET NO.	
ROADWAY DESIGN ENGINEER	HYDRAULICS ENGINEER
PRELIMINARY PLANS DO NOT USE FOR CONSTRUCTION	
INCOMPLETE PLANS DO NOT USE FOR R/W ACQUISITION	
CONST. REV.	
R/W REV.	
WILBUR SMITH ASSOCIATES P.O. BOX 2478 RALEIGH, N.C. 27602-2478	TRANSITE CONSULTING 1800 PARKSON DRIVE, SUITE 8-10 RALEIGH, N.C. 27602



EAST LINCOLN LAND COMPANY
DB 711 PG 510
TRACT 2,6,11



CATAWBA SPRINGS LAND CO.
DB 657 PG 387
TRACT 2 PARCEL 4

CS 134-09.233