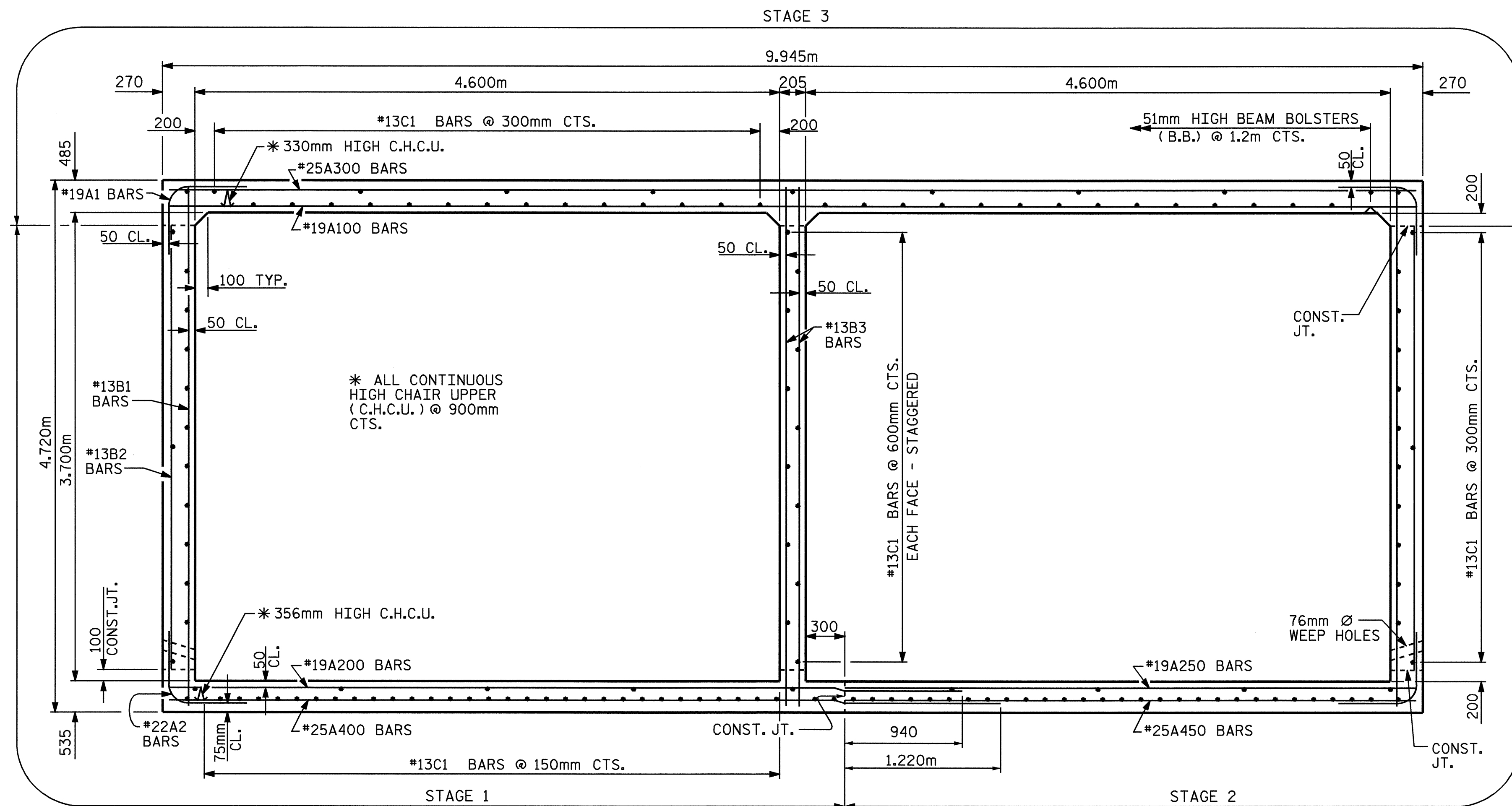
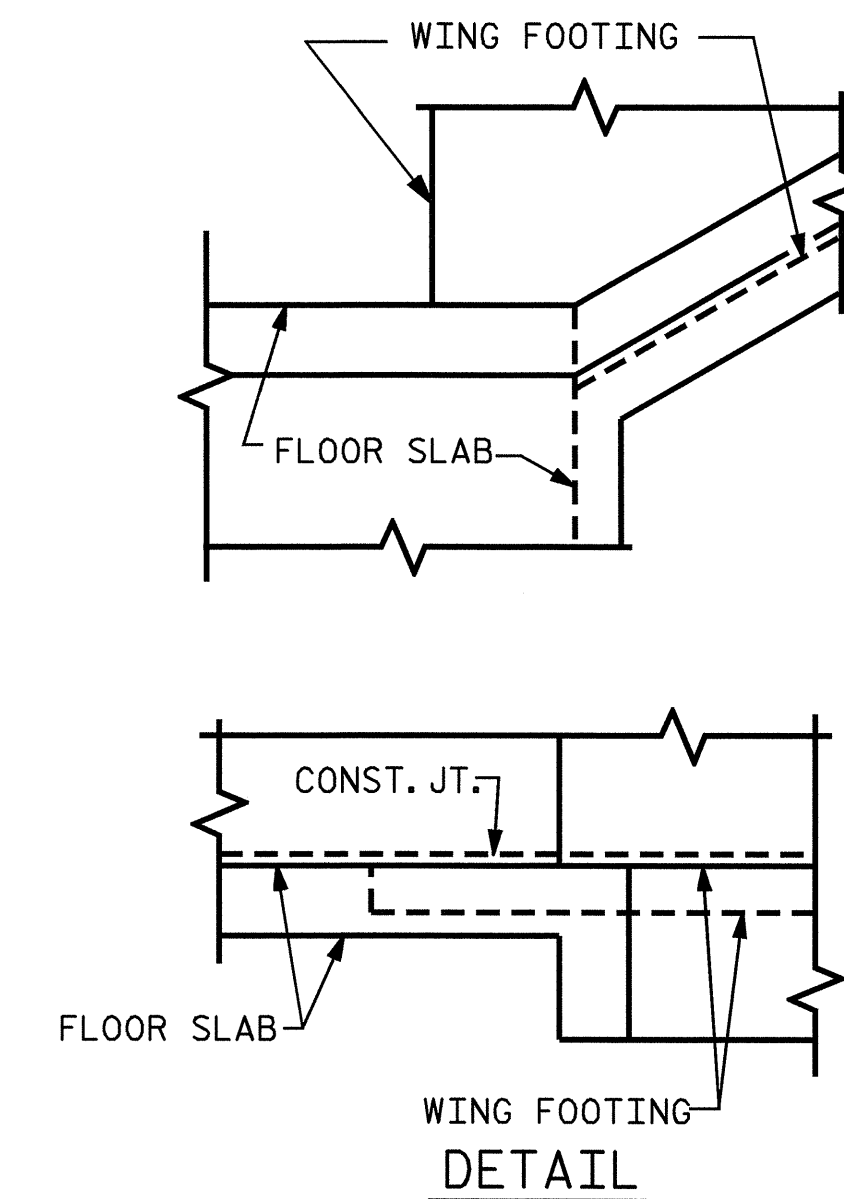


END ELEVATION NORMAL TO SKEW
LOOKING DOWNSTREAM



RIGHT ANGLE SECTION OF BARREL
THERE ARE 148 'C' BARS IN SECTION OF BARREL




CONNECTION OF WING FOOTING
AND FLOOR SLAB WHEN SLAB
IS THICKER THAN FOOTING

PROJECT NO. R-2206B
LINCOLN COUNTY
STATION: 18+51.500 -Y9-

SHEET 2 OF 5

STATE OF NORTH CAROLINA
DEPARTMENT OF TRANSPORTATION
RALEIGH

DOUBLE 4.6 m X 3.7 m
CONCRETE BOX CULVERT
90° SKEW



ASSEMBLED BY : KEITH D. LAYNE DATE : 10-05-04
CHECKED BY : B. C. HUNT DATE : 10-06-04

07-OCT-2004 08:18
W:\squad\2206b\FINALP\str345\R2206B.dgn
tpayne

STR #3 STD. No. CB290sm

REVISIONS						SHEET NO.	
NO.	BY:	DATE:	NO.	BY:	DATE:	C-2	
1			3			TOTAL SHEETS 15	
2			4				