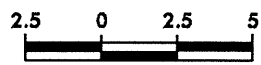



0.25/0.50

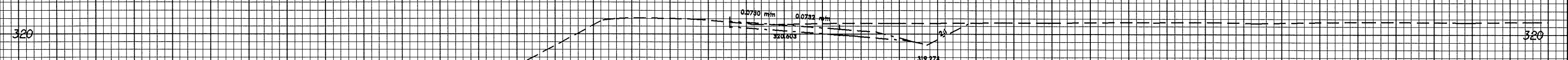


PROJECT REFERENCE NO. R-2206C	SHEET NO. X-308
----------------------------------	--------------------



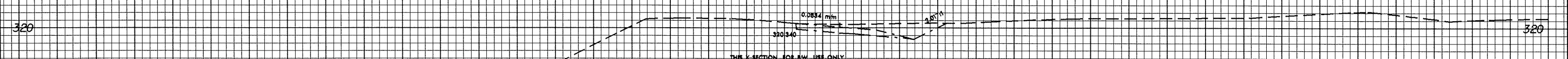
THIS X-SECTION FOR RW USE ONLY

11+60.000



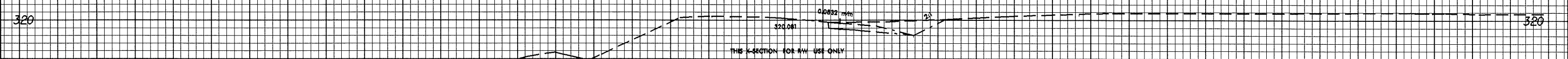
THIS X-SECTION FOR RW USE ONLY

11+40.000



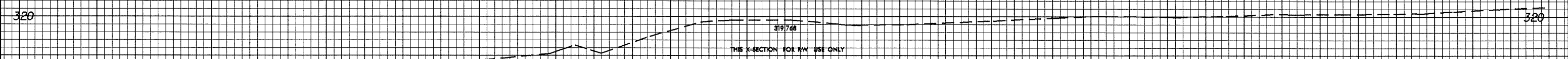
THIS X-SECTION FOR RW USE ONLY

11+20.000



THIS X-SECTION FOR RW USE ONLY

11+00.000



THIS X-SECTION FOR RW USE ONLY

10+80.000

LDEI

28-MAY-2004 11:42:29 p.m. c:\data\pl\fig0011.dwg