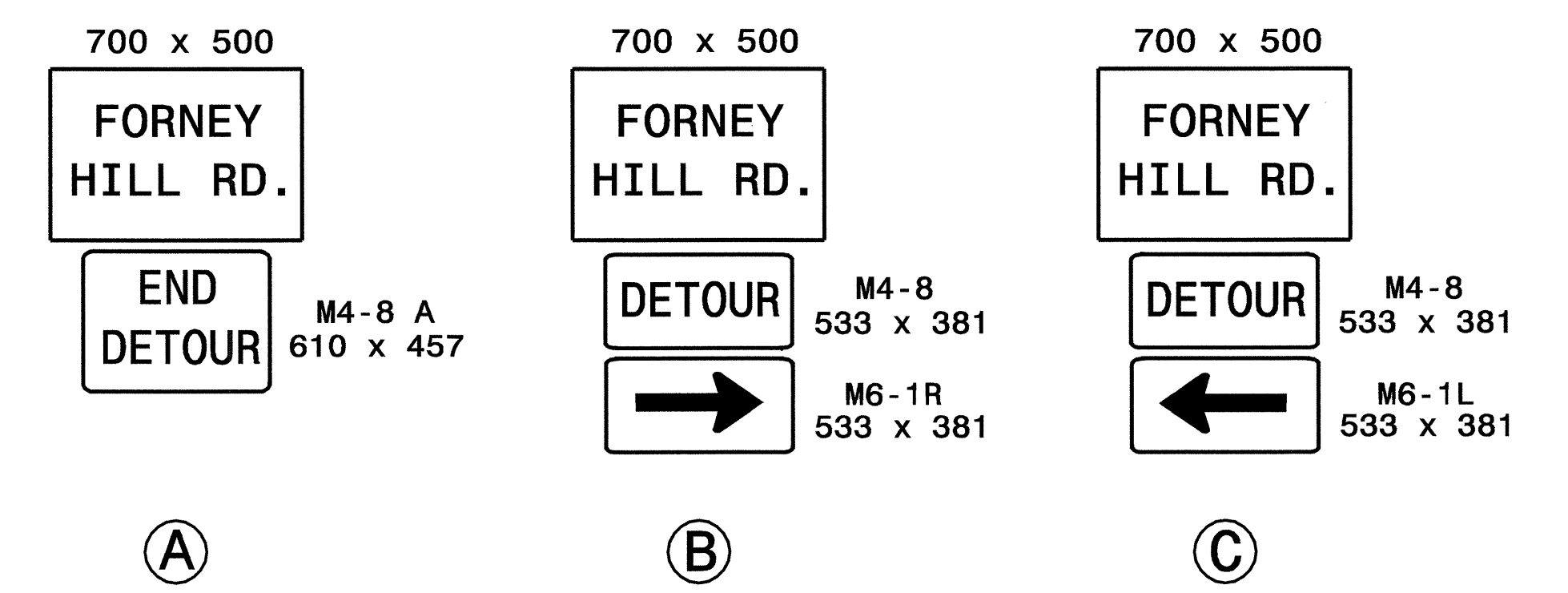
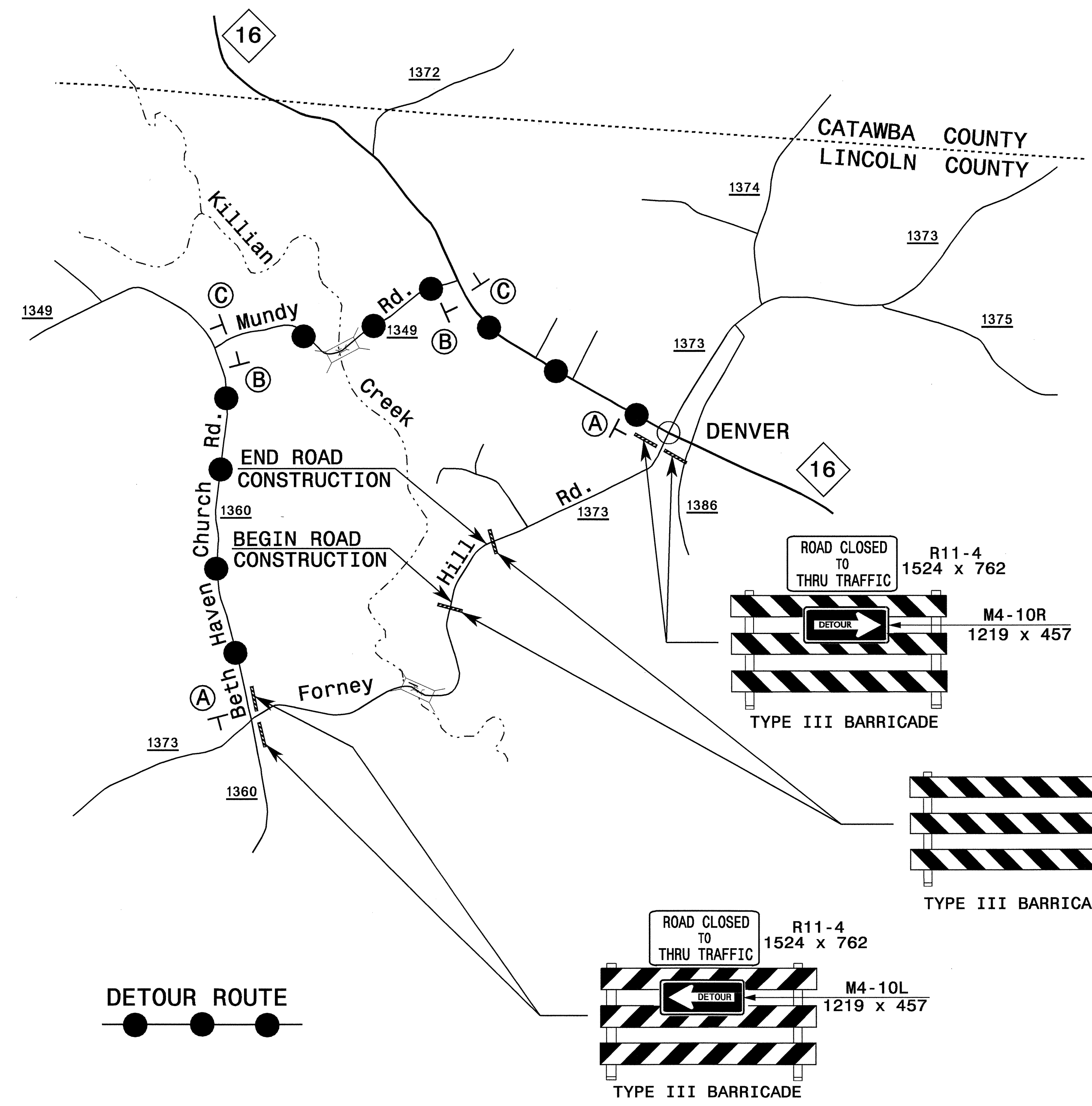
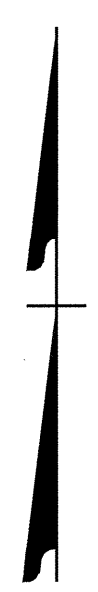




SIGN NUMR: 1 TYPE: D QUANTITY: 6	TMV3.31 BACKG COLOR:ORANGE COPY COLOR:BLACK	DESIGN BY: SBC PROJECT ID: R-2206C	CK BY: DIV: 12	STD #: 0 DATE: 6/17/02	VERTICAL SPACING (mm) [y] 112 SPACE										
SIGN WIDTH: 700 mm HEIGHT: 500 mm TOTAL AREA: 0.35 (S.M.)	MAJ. COPY SERIES:C ROUTE MARKERS:				100 LINE 1 C 200 75 SPACE										
BORDR TYPE:RECESSED RECESS: 10 mm WIDTH: 15 mm RADII: 40 mm	ARROW TYPES:				100 LINE 2 C 375 113 SPACE										
NO. Z BARS: #N/A LENGTH: #N/A INCHES	VHB: MAT'L: 1.6 mm ALUMINUM	MOUNTED ON 1 U-POST			TOTAL: 500										
USE NOTES: 1. Legend and border shall be direct applied non-reflective sheeting. 2. Background to be Type I reflective sheeting.															
SIZE/SERIES	LT MARGIN	SIGN COPY				RT MARGIN									
CHAR: 100 mm TYPE:C	136	F	O	R	N	E	Y	0	0	0	0	0	0	0	0
#/LC: 100 mm SPCE: 1.00 FACTOR	[x]	136	204	284	361	438	500	564	0	0	0	0	0	0	0
LINE 1		0	0	0	0	0	0	0	0	0	0	0	0	0	136
CHAR: 100 mm TYPE:C	107	H	I	L	L	R	D	.	0	0	0	0	0	0	0
#/LC: 100 mm SPCE: 1.00 FACTOR	[x]	107	184	219	287	338	421	498	579	593	0	0	0	0	0
LINE 2		0	0	0	0	0	0	0	0	0	0	0	0	0	107



DETOUR SIGNING TO BE PAID FOR AS "STATIONARY WORK ZONE SIGNS"

09-JUL-2004 14:25 J:\TCP\AREAL\2206C.TC\AREAL\top07.dgn S:\DOTS AT TEL206428

APPROVED:	DATE: 7/12/04	<b>AREA 1-PHASE III OFFSITE DETOUR SIGNING AND SIGN DESIGN</b>	
SEAL:			
SCALE: NONE	DATE: 05-10-04		REVISIONS
DWG. BY: SBC	DESIGN BY: SBC		
REVIEWED BY: CLM			