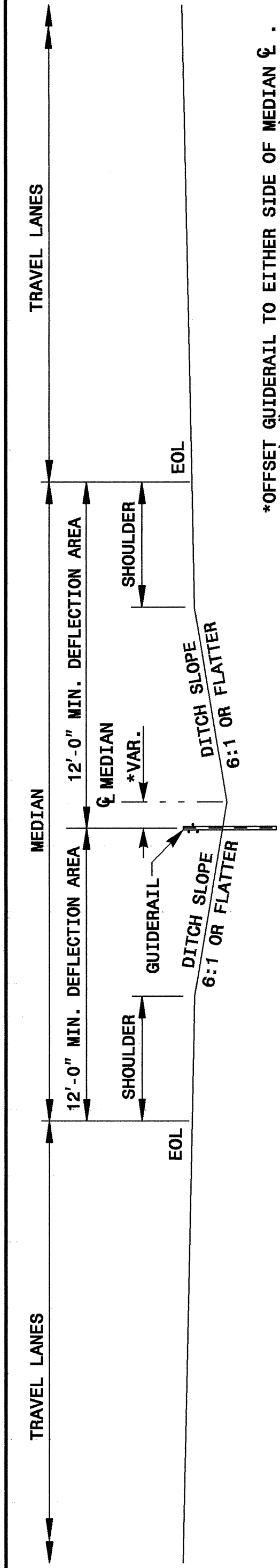


16-APR-2004 09:42
 W:\Special_Details\stds\stds\02\stds to Special_Details\english\865d01\0865d01.dgn
 Standard R:\05212680

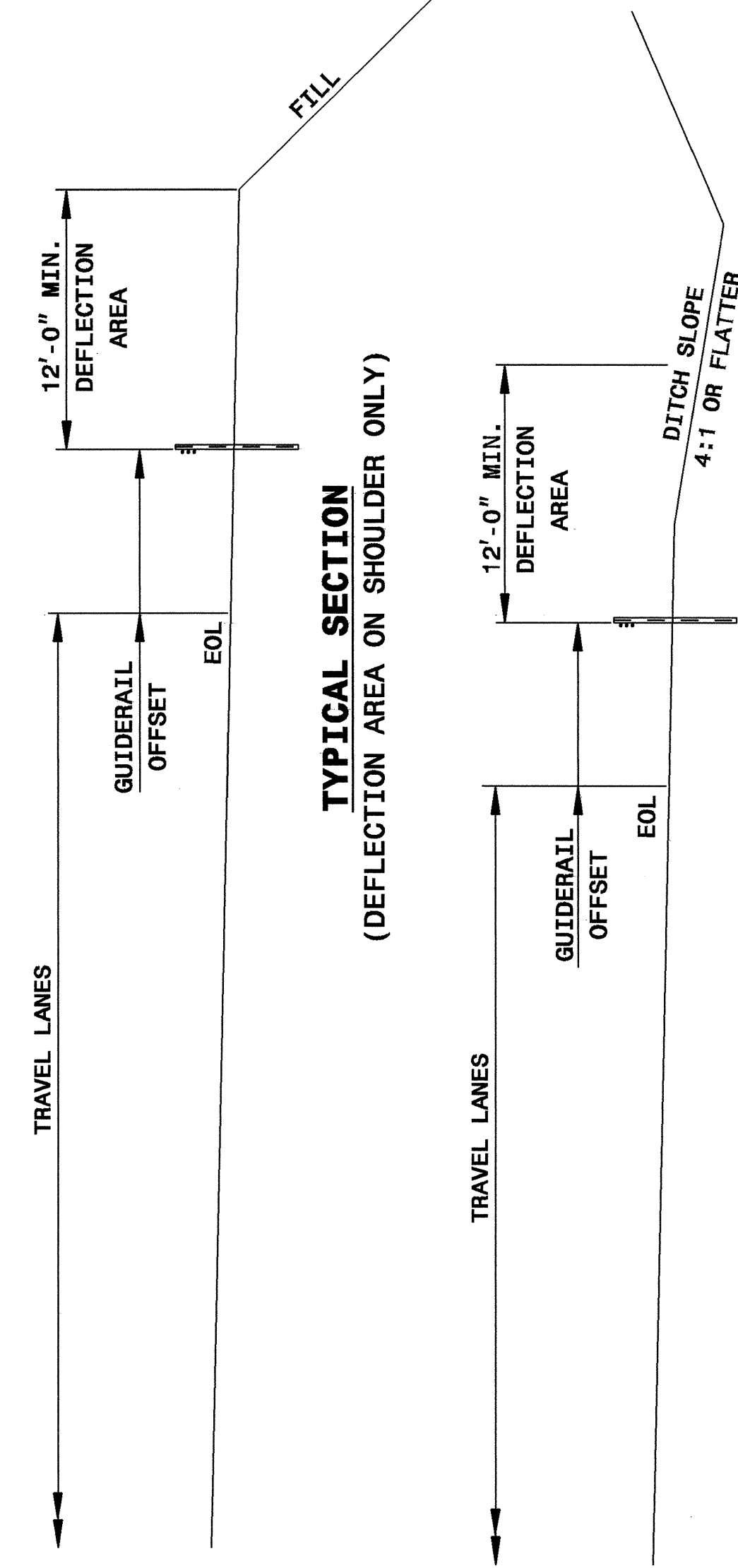
5/14/99

STATE OF
 NORTH CAROLINA
 DEPT. OF TRANSPORTATION
 DIVISION OF HIGHWAYS
 RALEIGH, N.C.



TYPICAL SECTION
 (DEFLECTION AREA ON MEDIAN SLOPES)
DOUBLE FACE GUIDERAIL APPLICATION

ENGLISH DETAIL DRAWING FOR
CABLE GUIDERAIL
 DESIGN AND PLACEMENT



TYPICAL SECTION
 (DEFLECTION AREA ON SHOULDER AND DITCH SLOPE)
SINGLE FACE GUIDERAIL APPLICATION

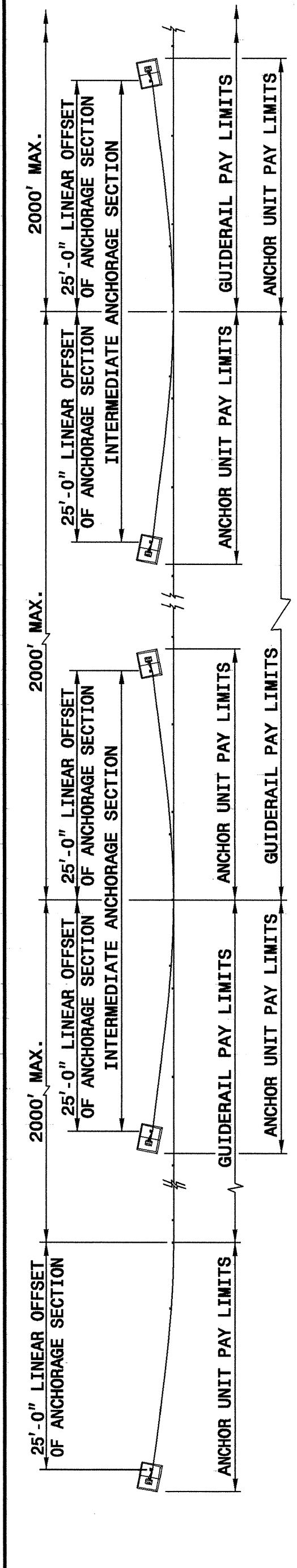
SHEET 3 OF 11
865D01

STATE OF
 NORTH CAROLINA
 DEPT. OF TRANSPORTATION
 DIVISION OF HIGHWAYS
 RALEIGH, N.C.

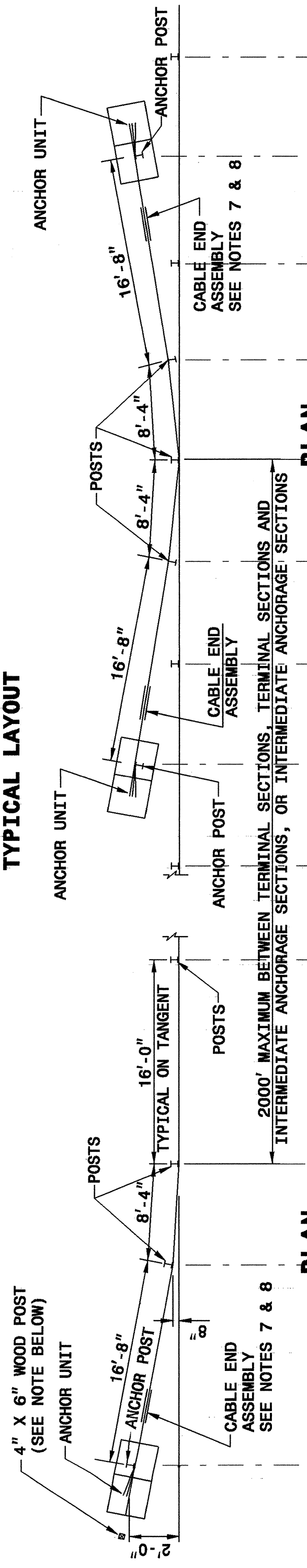
ENGLISH DETAIL DRAWING FOR
CABLE GUIDERAIL
 DESIGN AND PLACEMENT

SHEET 3 OF 11
865D01

STATE OF
 NORTH CAROLINA
 DEPT. OF TRANSPORTATION
 DIVISION OF HIGHWAYS
 RALEIGH, N.C.



PLAN
TYPICAL LAYOUT



TYPICAL APPROACH & TERMINAL SECTIONS

TYPICAL INTERMEDIATE ANCHORAGE SECTION

SIDE VIEW SHOWING CABLE WIRE PLACEMENT ON POST

SIDE VIEW SHOWING CABLE WIRE PLACEMENT ON POST

WHEN USED AT A DRIVEWAY OR VEHICLE OPENING ONLY PLACE A 4" X 6" X 5'-4" WOOD POST 30" ABOVE GROUND LINE PLACE POST 6" AHEAD OF CONCRETE ANCHOR.
 *PROVIDE OPENINGS ONLY FOR AREAS AS DESIGNATED ON ROADWAY PLAN SHEETS.

TYPICAL APPROACH & TERMINAL SECTIONS

TYPICAL INTERMEDIATE ANCHORAGE SECTION

STATE OF
 NORTH CAROLINA
 DEPT. OF TRANSPORTATION
 DIVISION OF HIGHWAYS
 RALEIGH, N.C.

ENGLISH DETAIL DRAWING FOR
CABLE GUIDERAIL
 GUIDERAIL LAYOUT

SHEET 4 OF 11
865D01

DESIGN SERVICES UNIT
STANDARDS AND SPECIAL DESIGN
 Office 919-250-4128 FAX 919-250-4119

SEE PLATE FOR TITLE

ORIGINAL BY: 2002 STANDARDS DATE: 1-15-02
 MODIFIED BY: E.E. WARD DATE: 4-07-04
 CHECKED BY: DATE:
 FILE SPEC.: /usr/std/02stds to details/english/865d01/0865d01.dgn

