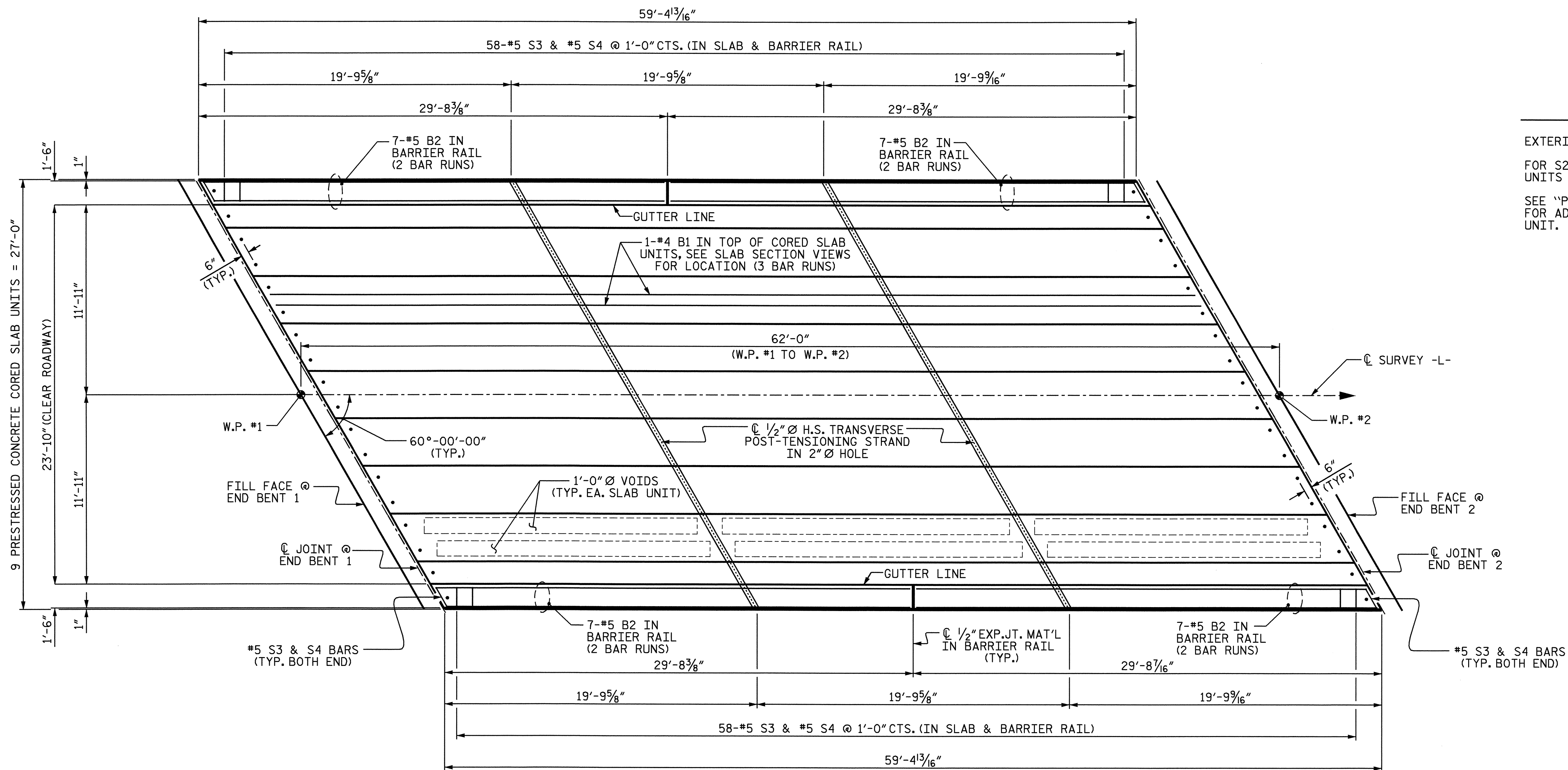


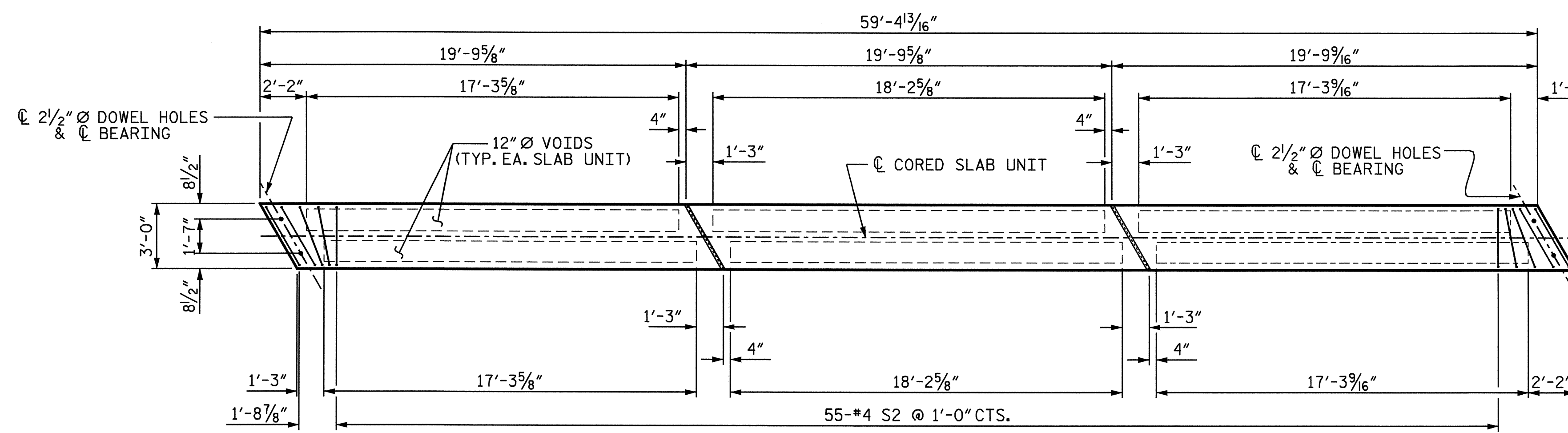
NOTES

EXTERIOR SLAB UNIT SIMILAR, EXCEPT ADD S3 BARS.
FOR S2 BARS IN SLAB & BARRIER RAIL IN EXTERIOR UNITS SEE PLAN OF SPAN A.

SEE "PART-PAN - EXTERIOR SECTION" SHEET 1 OF 3 FOR ADDITIONAL REINFORCING STEEL (S1) IN END OF UNIT.



PLAN OF SPAN A



PLAN OF INTERIOR CORED SLAB UNIT


PROJECT NO. B-3667
JACKSON COUNTY
STATION: 15+60.00 -L-

SHEET 2 OF 3

STATE OF NORTH CAROLINA
DEPARTMENT OF TRANSPORTATION
RALEIGH

SUPERSTRUCTURE

PLAN OF SPAN



REVISIONS						SHEET NO.	
NO.	BY:	DATE:	NO.	BY:	DATE:	S-26	
1			3			TOTAL	37
2			4			SHEETS	

DRAWN BY : F. B. POOLE DATE : 3-5-04
CHECKED BY : A. L. MEADOWS DATE : 8-11-04

29-SEP-2004 09:37
W:\squadp\b3667\str2\kmcauley\Microstation\B3667_sd_CS_02.dgn
kmcauley