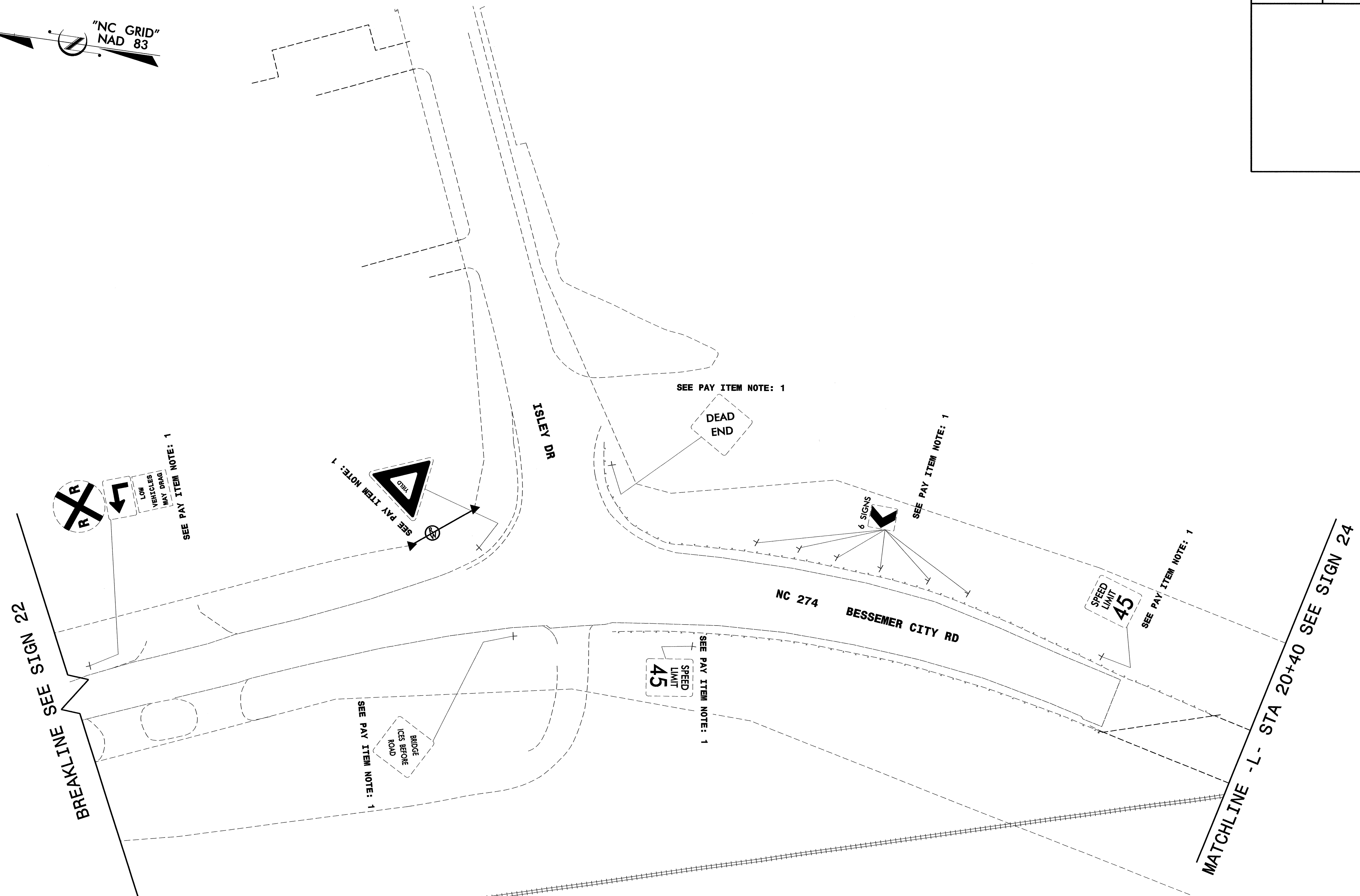


"NC GRID"  
NAD 83



BREAKLINE SEE SIGN 22

MATCHLINE -L- STA 20+40 SEE SIGN 24

SPEED LIMIT 45

SPEED LIMIT 45

DEAD END

BRIDGE ICES BEFORE ROAD

YIELD


LOW VEHICLES MAY DRAG


6 SIGNS

NC 274 BESSEMER CITY RD

ISLEY DR

\$\$\$\$\$CUSTLINE\$\$\$\$\$  
\$\$\$\$\$JOBNO\$\$\$\$\$  
\$\$\$\$\$USERNAME\$\$\$\$\$

 **SEPI ENGINEERING GROUP**  
2300 Rexwoods Drive  
Suite 310  
Raleigh, NC 27607  
Tel: 919-789-9977 Fax: 789-9591

APPROVED: \_\_\_\_\_ DATE: \_\_\_\_\_  
  
8-10-04

NC 274 BESSEMER CITY RD EXISTING SIGNS		
SCALE: NONE	N. C. DEPARTMENT OF TRANSPORTATION DIVISION OF HIGHWAYS TRAFFIC ENGINEERING BRANCH	REVISIONS
DATE: 8-04		
DESIGN BY: CEK		
REVIEWED BY: SSA		