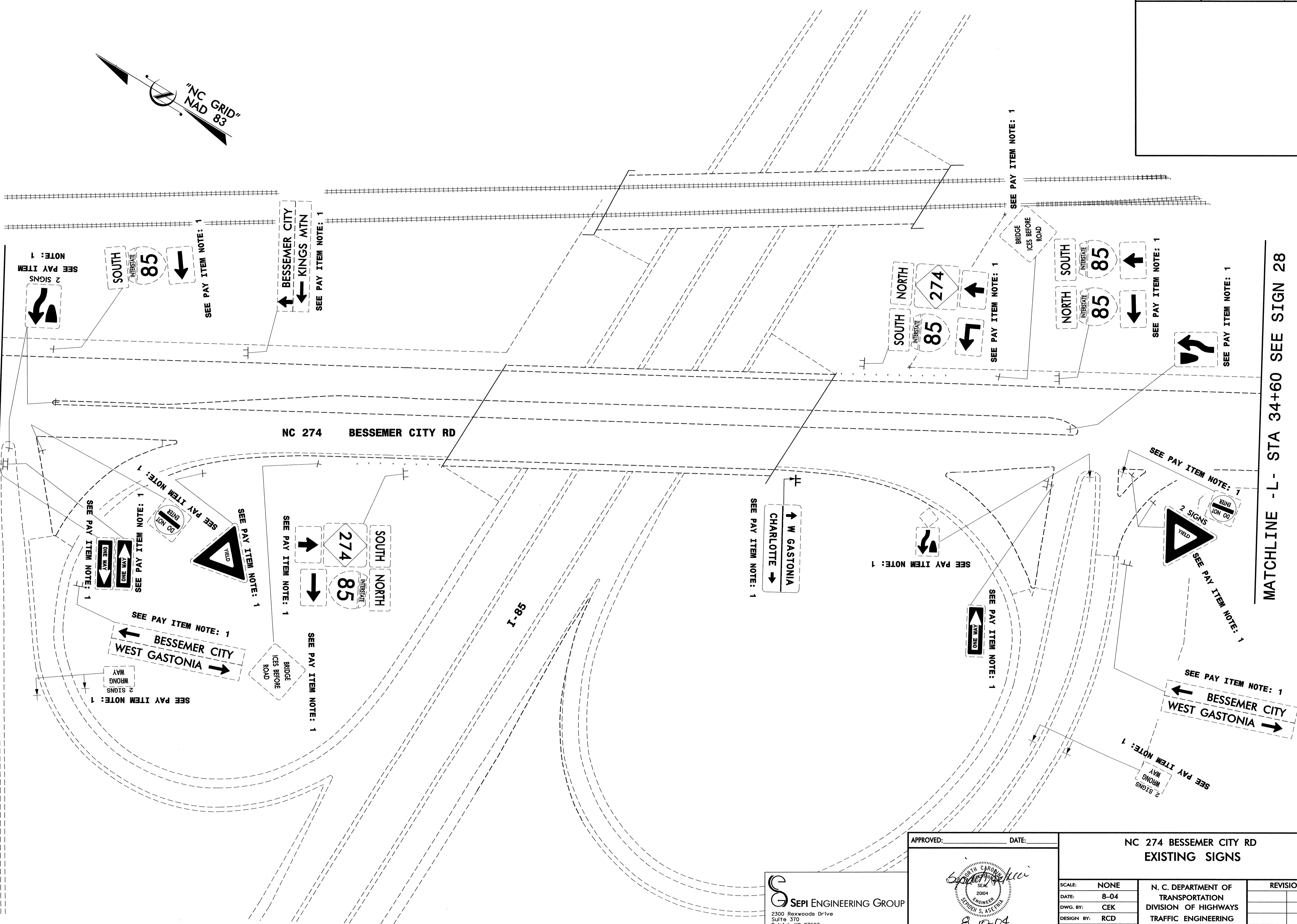



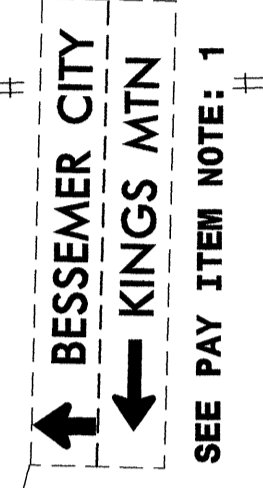
MATCHLINE -L- STA 31+20 SEE SIGN 26



MATCHLINE -L- STA 34+60 SEE SIGN 28



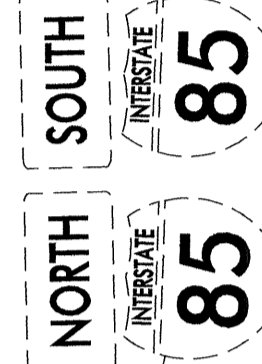
SEE PAY ITEM NOTE: 1



SEE PAY ITEM NOTE: 1



SEE PAY ITEM NOTE: 1




SEE PAY ITEM NOTE: 1



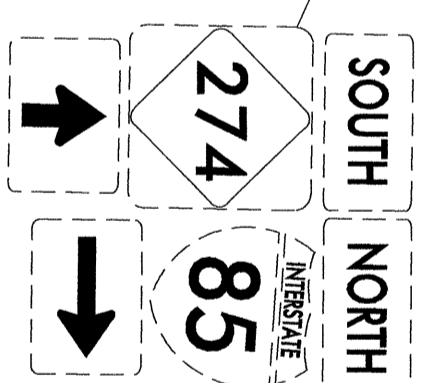
SEE PAY ITEM NOTE: 1



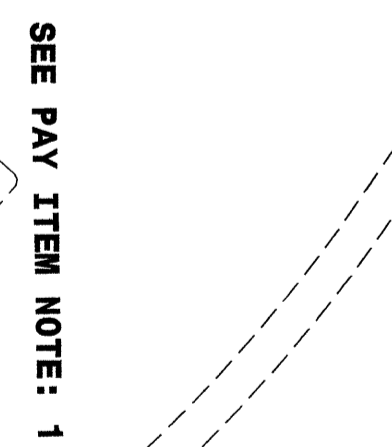
SEE PAY ITEM NOTE: 1




SEE PAY ITEM NOTE: 1



SEE PAY ITEM NOTE: 1



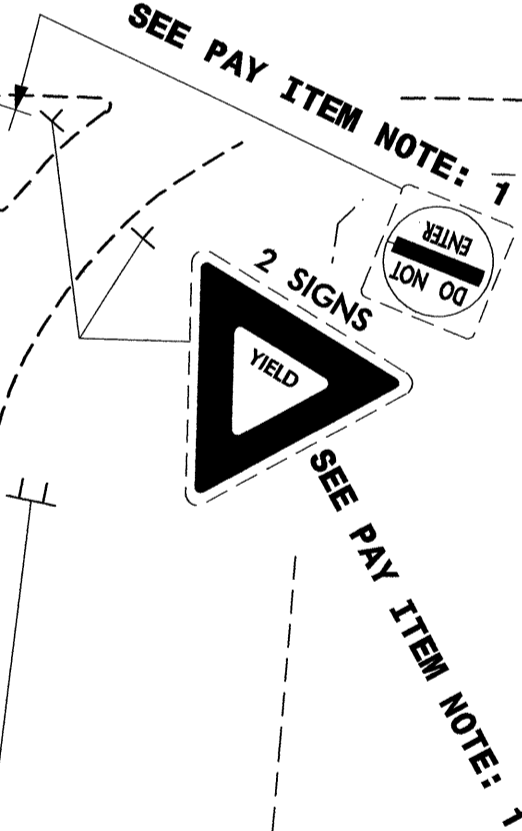
SEE PAY ITEM NOTE: 1



SEE PAY ITEM NOTE: 1



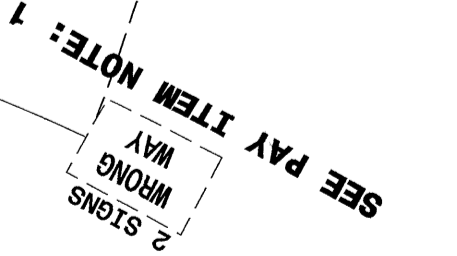
SEE PAY ITEM NOTE: 1



SEE PAY ITEM NOTE: 1



SEE PAY ITEM NOTE: 1



SEE PAY ITEM NOTE: 1

\*\*\*\*\*  
 \*\*\*\*\*  
 \*\*\*\*\*  
 \*\*\*\*\*  
 \*\*\*\*\*  
 \*\*\*\*\*  
 \*\*\*\*\*  
 \*\*\*\*\*  
 \*\*\*\*\*

**SEPI ENGINEERING GROUP**  
 2300 Rexwoods Drive  
 Suite 370  
 Raleigh, NC 27607  
 Tel: 919-789-9977 Fax: 789-9591

APPROVED: \_\_\_\_\_ DATE: \_\_\_\_\_

NC 274 BESSEMER CITY RD EXISTING SIGNS		REVISIONS
SCALE:	NONE	
DATE:	8-04	
DWG. BY:	CEK	
DESIGN BY:	RCD	
REVIEWED BY:	SSA	
N. C. DEPARTMENT OF TRANSPORTATION DIVISION OF HIGHWAYS TRAFFIC ENGINEERING BRANCH		CADD FILE