


EDI MODEL 2010ECL CONFLICT MONITOR

PROGRAMMING DETAIL



NOTES:

- CARD IS PROVIDED WITH ALL DIODE JUMPERS IN PLACE. REMOVAL OF ANY JUMPER ALLOWS ITS CHANNELS TO RUN CONCURRENTLY.
- MAKE SURE JUMPERS SEL1-SEL5 ARE PRESENT ON THE MONITOR BOARD.

NOTES

- TO PREVENT "FLASH-CONFLICT" PROBLEMS, INSERT RED FLASH PROGRAM BLOCKS FOR ALL UNUSED VEHICLE LOAD SWITCHES IN THE OUTPUT FILE. THE INSTALLER SHALL VERIFY THAT SIGNAL HEADS FLASH IN ACCORDANCE WITH THE SIGNAL PLANS.
- ENSURE THAT RED ENABLE IS ACTIVE AT ALL TIMES DURING NORMAL OPERATION. TO PREVENT RED FAILURES ON UNUSED MONITOR CHANNELS, TIE UNUSED RED MONITOR INPUTS 1,3,4, 5,7,9,10,11,12,13,14,15 & 16 TO LOAD SWITCH AC+ PER THE CABINET MANUFACTURER'S INSTRUCTIONS.
- PROGRAM CONTROLLER TO START UP IN PHASES 2 AND 6 GREEN.
- ENABLE SIMULTANEDOUS GAP-OUT FEATURE, ON CONTROLLER UNIT, FOR ALL PHASES.

EQUIPMENT INFORMATION

CONTROLLER.....CONTRACTOR SUPPLIED 2070L
 CABINETCONTRACTOR SUPPLIED 332
 SOFTWAREECONOLITE OASIS
 CABINET MOUNT.....BASE
 OUTPUT FILE POSITIONS...12
 LOAD SWITCHES USED.....S2,S6,S8
 PHASES USED.....2,6,8
 OVERLAPS.....NONE

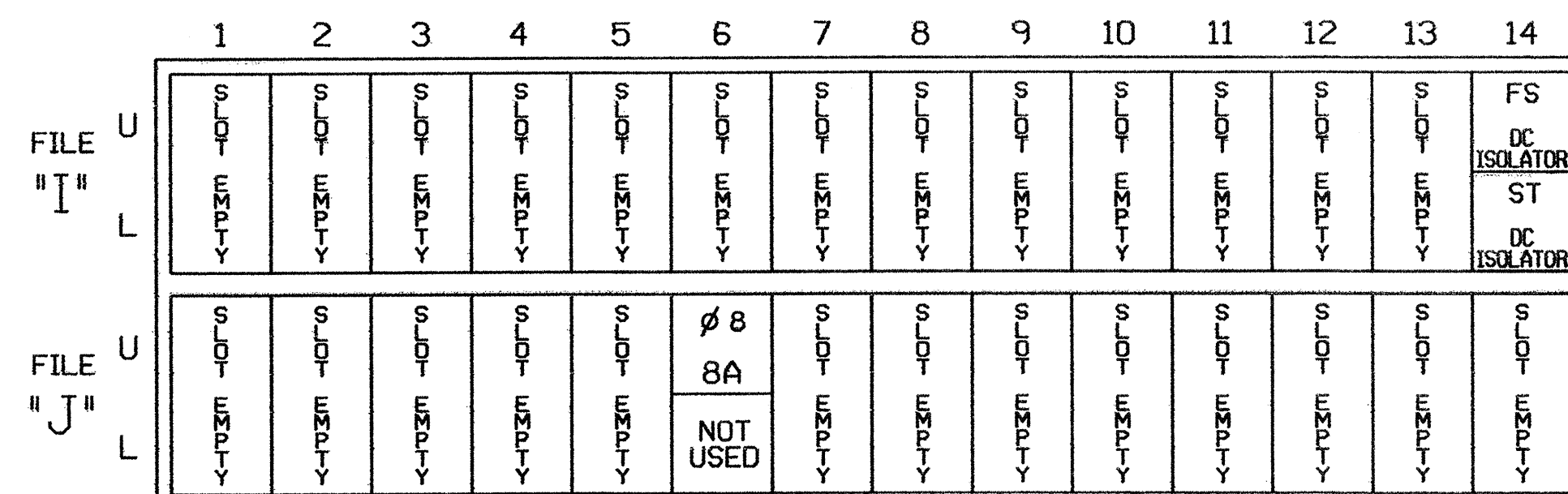
FIELD CONNECTION HOOK-UP CHART

LOAD SWITCH NO.	S1	S2	S2P	S3	S4	S4P	S5	S6	S6P	S7	S8	S8P
PHASE	1	2	2 PED	3	4	4 PED	5	6	6 PED	7	8	8 PED
SIGNAL HEAD NO.	NU	21,22	NU	NU	NU	NU	NU	61,62	NU	NU	81,82	NU
GREEN		130						136			109	
YELLOW		129						135			108	
RED		128						134			107	
RED ARROW												
YELLOW ARROW												
GREEN ARROW												

NU = NOT USED

INPUT FILE POSITION LAYOUT

(front view)




EX. : 1A, 2A, ETC. = LOOP NO.'S

FS = FLASH SENSE
ST = STOP TIME

INPUT FILE CONNECTION & PROGRAMMING CHART

LOOP NO.	LOOP TERMINAL	INPUT FILE POS.	PIN NO.	INPUT ASSIGNMENT NO.	DETECTOR NO.	NEMA PHASE	CALL	EXTEND	FULL TIME DELAY	STRETCH TIME	DELAY TIME
8A	T85-9,10	J6U	42	4	8	8	Y	Y			10

INPUT FILE POSITION LEGEND: J2L



THIS ELECTRICAL DETAIL IS FOR THE SIGNAL DESIGN: 12-0234T1
 DESIGNED: 10/30/03
 SEALED: 08/09/04
 REVISED:

SIGNAL UPGRADE - TEMPORARY DESIGN 1

ELECTRICAL AND PROGRAMMING DETAILS FOR: **NC 274 (BESSEMER CITY ROAD) AT SR 1351 (ISLEY DRIVE)**

Prepared in the Offices of: **The Planning and Urban Services Department, City of Raleigh, North Carolina**

122 N. McDowell St., Raleigh, NC 27603

DIVISION 12 GASTON COUNTY GASTONIA

PLAN DATE: **JULY 2004** REVIEWED BY: *T. Vign...*

PREPARED BY: **WILLIAM HAIRSTON** REVIEWED BY:

REVISIONS INIT. DATE

SEAL: **GEORGE C. BROWN**, PROFESSIONAL ENGINEER, SEAL 022013

SIGNATURE: *William Hairston* DATE: *8/11/04*

STG. INVENTORY NO. 12-0234T1