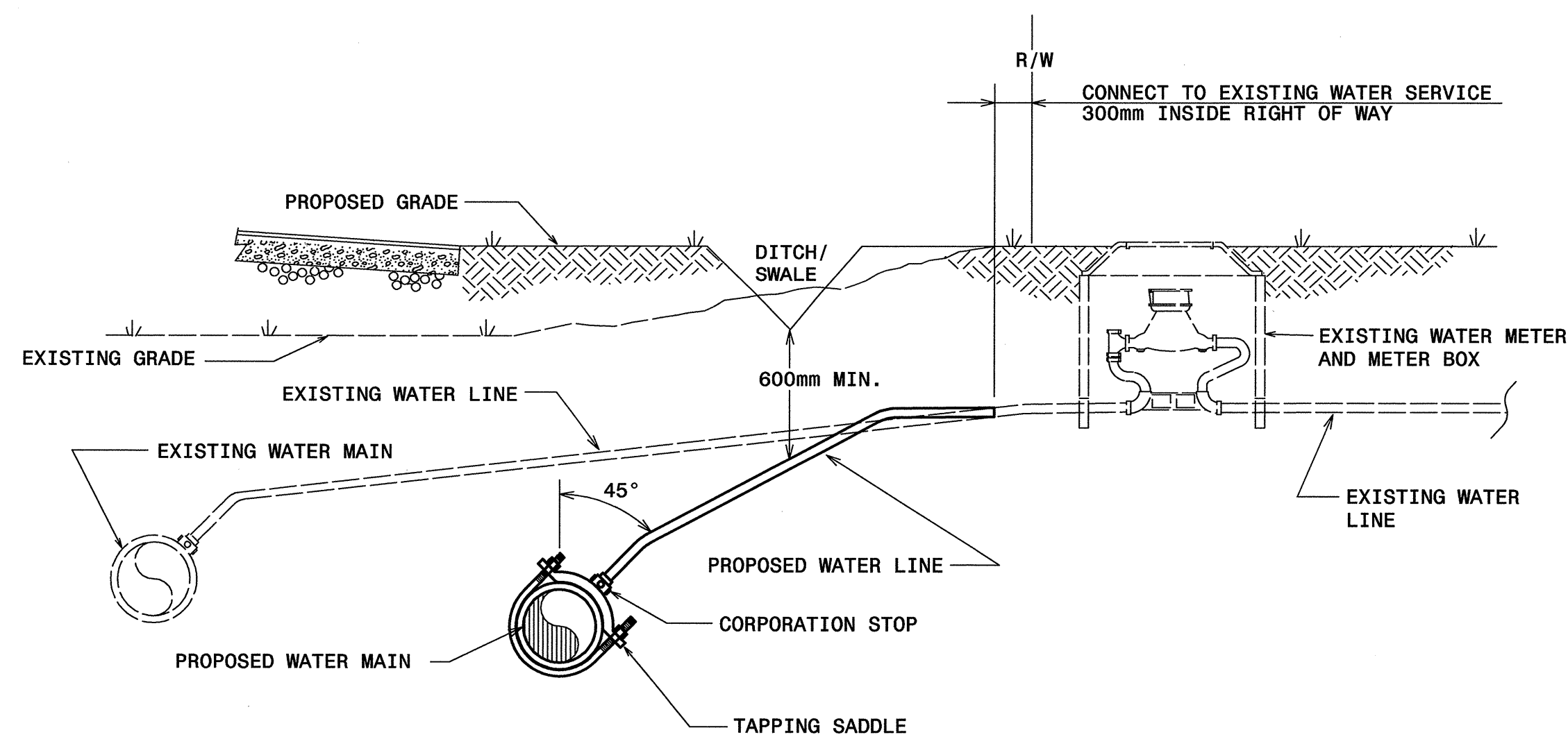


NOTES:

1. RELOCATION SHALL INCLUDE THE REMOVAL AND INSTALLATION AT THE APPROPRIATE LOCATION OF THE WATER METER, METER SETTER AND YOKE, METER VALVES, AND METER BOX WITH LID.
2. THE NEW WATER SERVICE LINE SHALL BE OF THE SAME TYPE AND GRADE AS THE EXISTING WATER SERVICE LINE UNLESS OTHERWISE SHOWN ON THE PLANS OR DIRECTED BY THE ENGINEER.
3. THE NEW WATER SERVICE LINE SHALL BE INSTALLED WITH A MINIMUM OF 900MM COVER BELOW FINISHED GRADE.
4. THE OWNER RESERVES THE RIGHT TO ADD OR DELETE WATER SERVICE TAPS AND TO CHANGE LOCATIONS FROM THOSE SHOWN.

WATER METER RELOCATION DETAIL

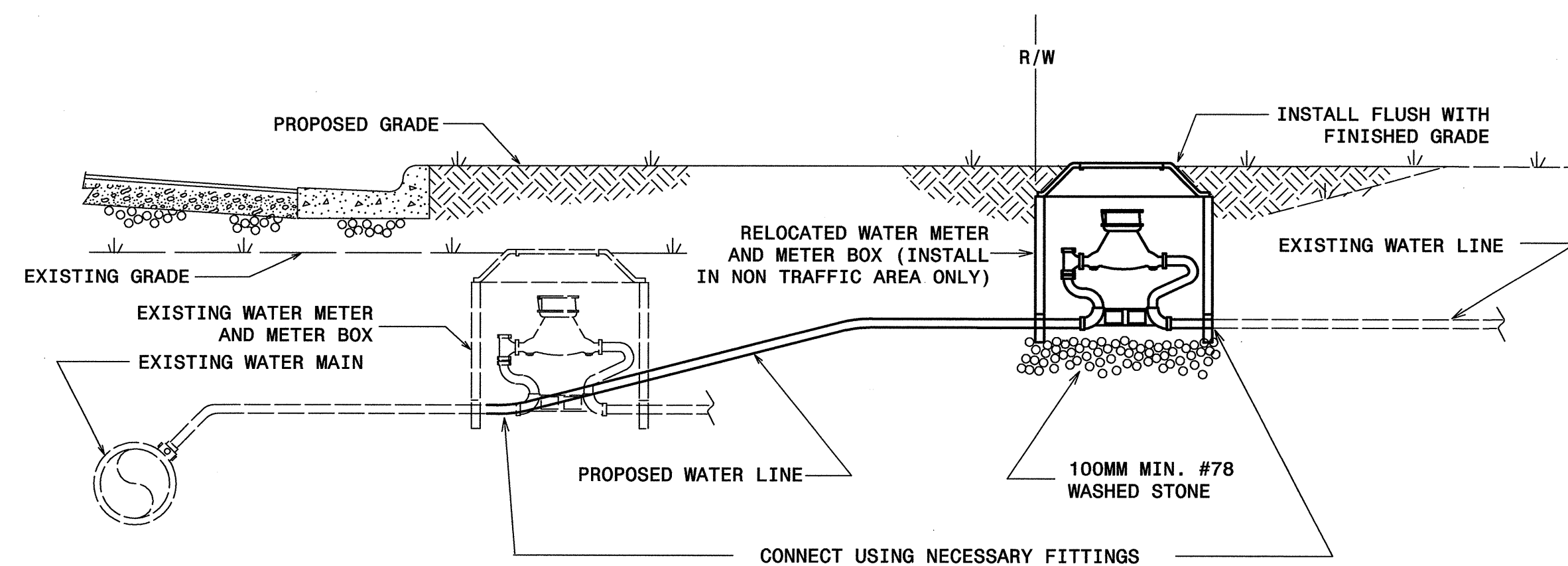


NOTES:

1. THE NEW WATER SERVICE LINE SHALL BE OF THE SAME TYPE AND GRADE AS THE EXISTING WATER SERVICE LINE UNLESS OTHERWISE SHOWN ON THE PLANS OR DIRECTED BY THE ENGINEER.
2. THE NEW WATER SERVICE LINE SHALL BE INSTALLED WITH A MINIMUM OF 900mm COVER BELOW FINISHED GRADE.

RECONNECT EXISTING WATER METER DETAIL

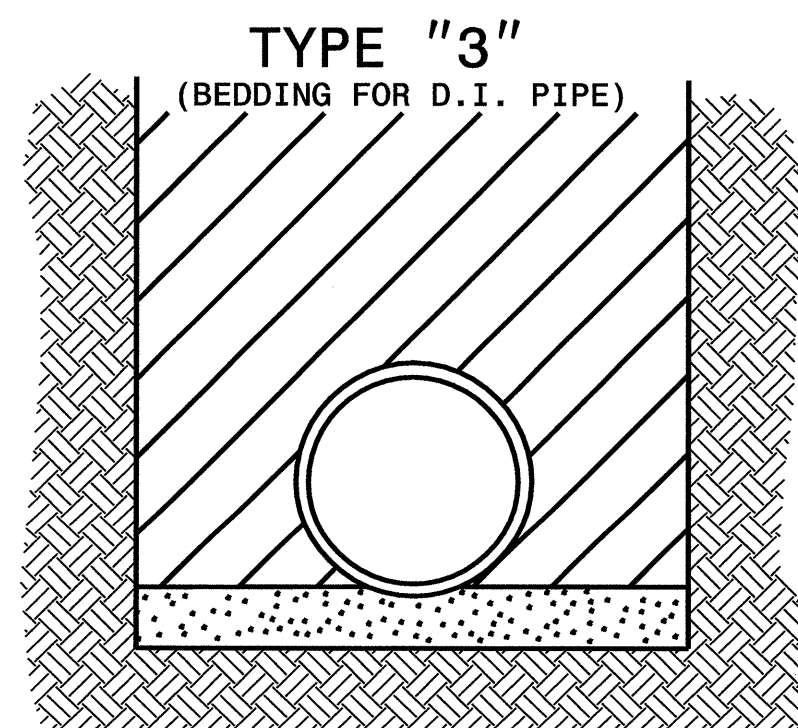
| MAXIMUM TRENCH WIDTH AT TOP OF PIPE | | | |
|-------------------------------------|----------------------|------------------------|----------------------|
| NOMINAL PIPE SIZE (mm) | TRENCH WIDTH (meter) | NOMINAL PIPE SIZE (mm) | TRENCH WIDTH (meter) |
| 102 | 0.72 | 508 | 1.12 |
| 152 | 0.76 | 610 | 1.22 |
| 203 | 0.81 | 762 | 1.37 |
| 254 | 0.86 | 914 | 1.57 |
| 305 | 0.91 | 1067 | 1.68 |
| 356 | 0.97 | 1219 | 1.83 |
| 406 | 1.02 | 1400 | 1.98 |
| 457 | 1.07 | | |



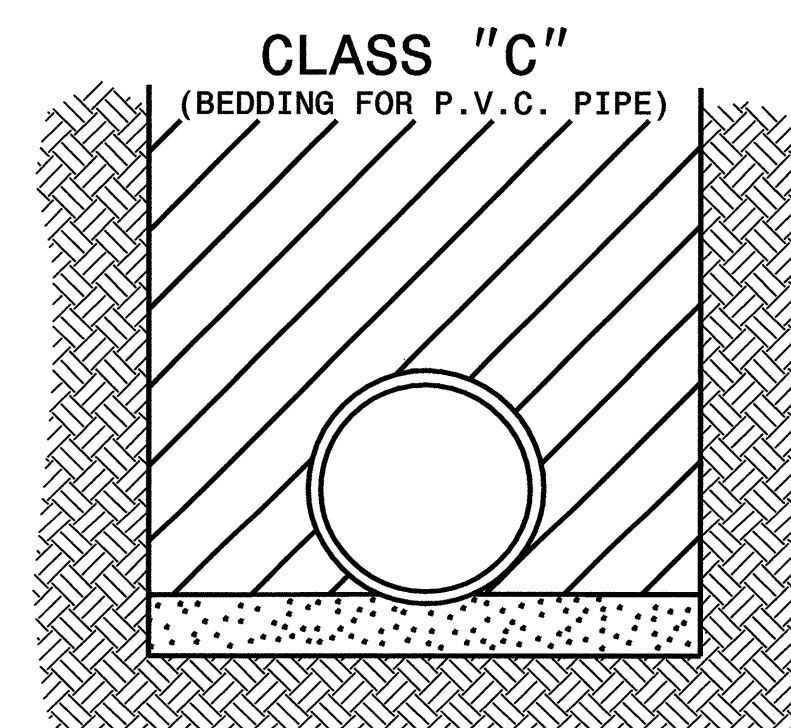
NOTES:

1. RELOCATION SHALL INCLUDE THE REMOVAL AND INSTALLATION AT THE APPROPRIATE LOCATION OF THE WATER METER, METER SETTER AND YOKE, METER VALVES, AND METER BOX WITH LID.
2. THE NEW WATER SERVICE LINE SHALL BE OF THE SAME TYPE AND GRADE AS THE EXISTING WATER SERVICE LINE UNLESS OTHERWISE SHOWN ON THE PLANS OR DIRECTED BY THE ENGINEER.
3. THE NEW WATER SERVICE LINE SHALL BE INSTALLED WITH A MINIMUM OF 900mm COVER BELOW FINISHED GRADE.
4. THE OWNER RESERVES THE RIGHT TO ADD OR DELETE WATER SERVICE TAPS AND TO CHANGE LOCATIONS FROM THOSE SHOWN.

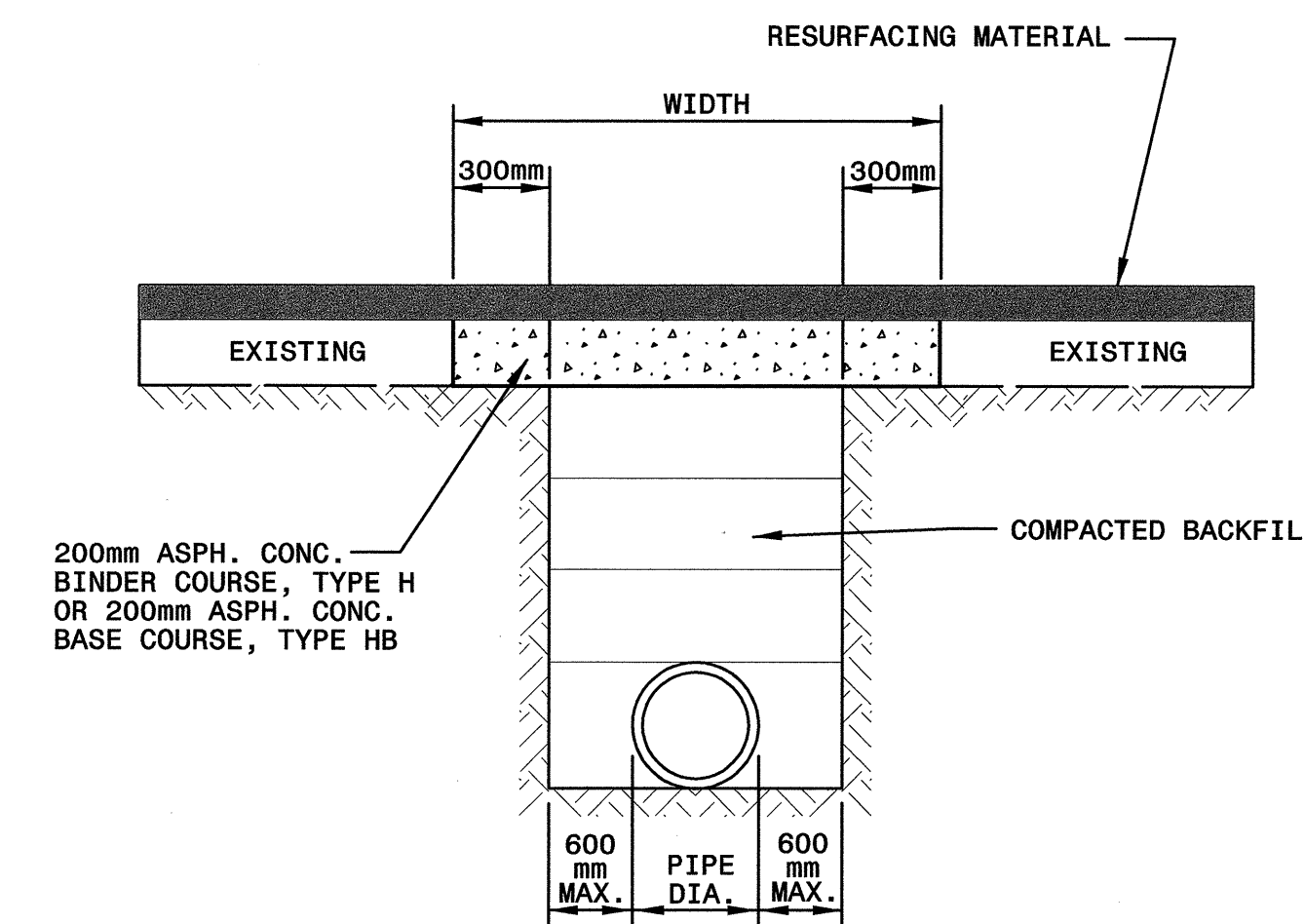
WATER METER RELOCATION DETAIL



PIPE BEDDED IN 100mm MINIMUM LOOSE SOIL. TRENCH BACKFILLED IN LOOSE 150mm LAYERS COMPACTED TO TOP OF TRENCH USING LOCAL EXCAVATED MATERIAL IF APPROVED BY THE ENGINEER, OR SELECT MATERIAL ALL MATERIAL SHALL BE FREE OF ROCKS, FOREIGN MATERIAL, AND FROZEN EARTH. COMPACTION SHALL BE TO APPROX. 95% DENSITY IN ACCORDANCE WITH AASHTO T-99 AS MODIFIED BY THE DEPARTMENT OF TRANSPORTATION.



PIPE BEDDED IN LOOSE MATERIAL, LIGHTLY TAMPED WITH A MINIMUM OF 150mm UNDER PIPE. TRENCH BACKFILLED IN LOOSE 150mm LAYERS COMPACTED TO TOP OF TRENCH USING LOCAL EXCAVATED MATERIAL, IF APPROVED BY THE ENGINEER, OR SELECT MATERIAL. ALL MATERIAL SHALL BE FREE OF ROCKS, FOREIGN MATERIAL, AND FROZEN EARTH. COMPACTION SHALL BE TO APPROX. 95% DENSITY IN ACCORDANCE WITH AASHTO T-99 AS MODIFIED BY THE DEPARTMENT OF TRANSPORTATION.



PAVEMENT REPAIR DETAIL

Prepared In the Office of:

EARTH TECH

701 Corporate Center Drive, Suite 475
Raleigh, NC 27607
(919) 854-6200 - (919) 854-6259(FAX)