

PLAN

GENERAL NOTES

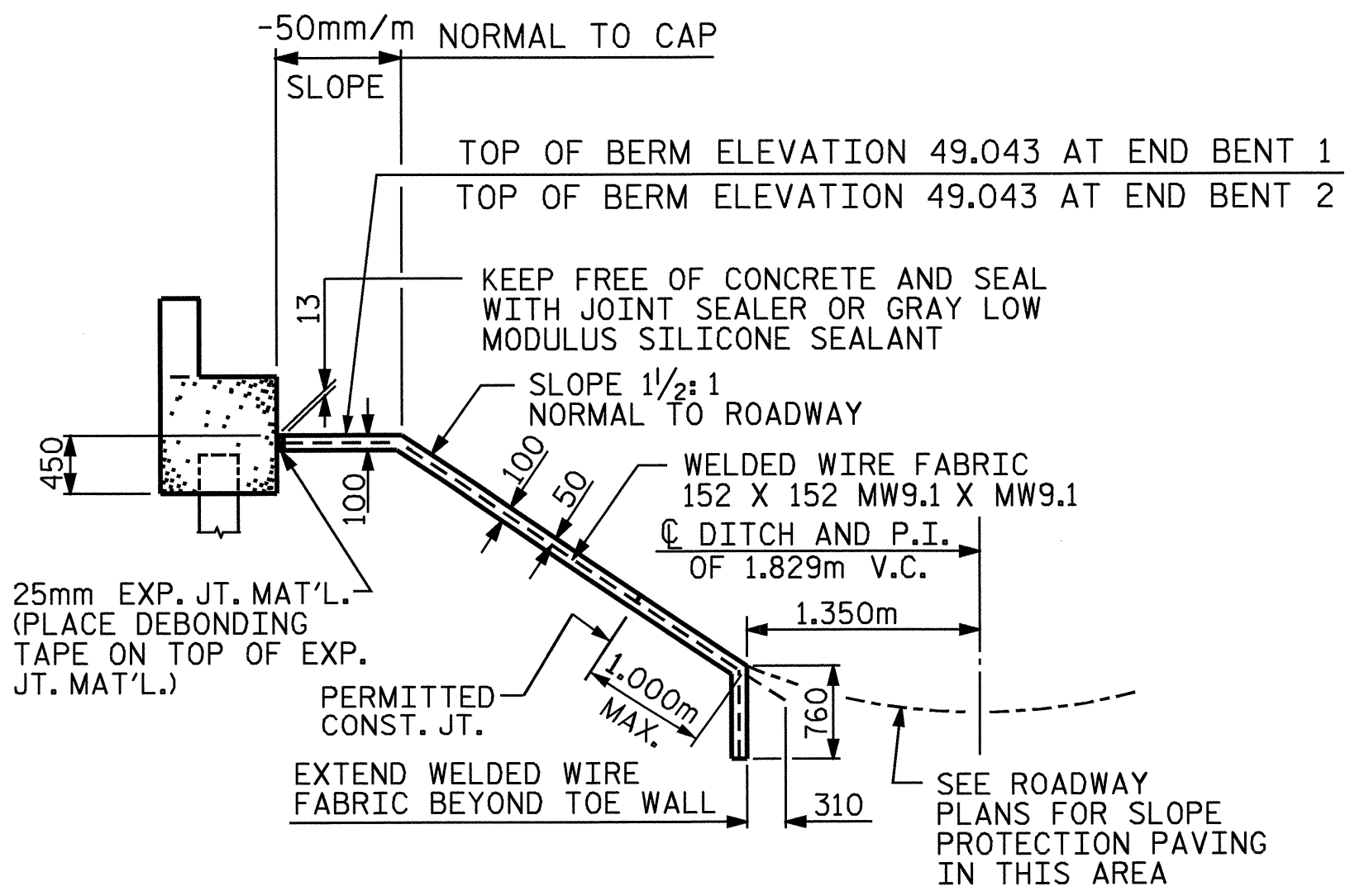
SLOPE PROTECTION SHALL BE PLACED UNDER THE ENDS OF THE BRIDGE AS SHOWN IN THE DETAILS. STRAIGHT EDGING WILL NOT BE REQUIRED UNLESS, IN THE OPINION OF THE ENGINEER, VISUAL INSPECTION INDICATES A NEED FOR IT. METHOD OF MEASUREMENT AND BASIS OF PAYMENT SHALL BE AS PRESCRIBED IN SECTION 462 OF THE STANDARD SPECIFICATIONS.

ALTERNATE "A"

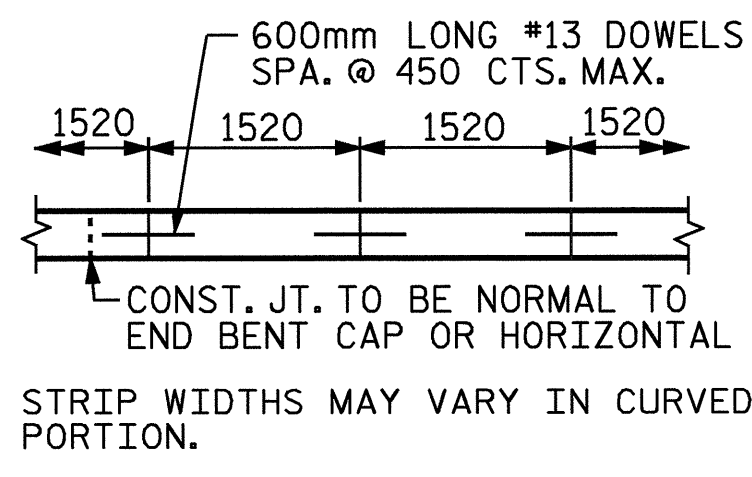
ALTERNATE "A" SHALL CONSIST OF 100mm POURED-IN-PLACE CONCRETE PAVING AS SHOWN IN THE DETAILS ON THIS SHEET. CONCRETE SHALL BE CLASS "B". THE CONCRETE SURFACE SHALL BE FLOATED WITH A WOODEN FLOAT AND FINISHED. WELDED WIRE FABRIC REINFORCING SHALL BE 152 X 152 - W9.1 X W9.1, 1520mm WIDE. SLOPE PROTECTION SHALL BE POURED IN 1520mm STRIPS AS SHOWN IN THE "POURING DETAIL" WITH 600mm LONG #13 BARS PLACED ALONG THE SLOPE BETWEEN STRIPS AT 450mm MAXIMUM SPACING. SLOPE PROTECTION MAY BE POURED IN ALTERNATE 1220mm AND 1520mm STRIPS AS SHOWN IN THE "OPTIONAL POURING DETAIL" WITH ADJACENT RUNS OF WELDED WIRE FABRIC LAPPING AT LEAST 152mm. THE COST OF THE WELDED WIRE FABRIC AND #13 BARS, IF USED, SHALL BE INCLUDED IN THE CONTRACT UNIT PRICE BID PER SQUARE METER FOR SLOPE PROTECTION.

BRIDGE @ STA. 298+57.237 -L-	100 mm SLOPE PROTECTION	* WELDED WIRE FABRIC 1520mm WIDE
	SQUARE METERS	APPROX. METERS
END BENT 1	320	240
END BENT 2	320	240

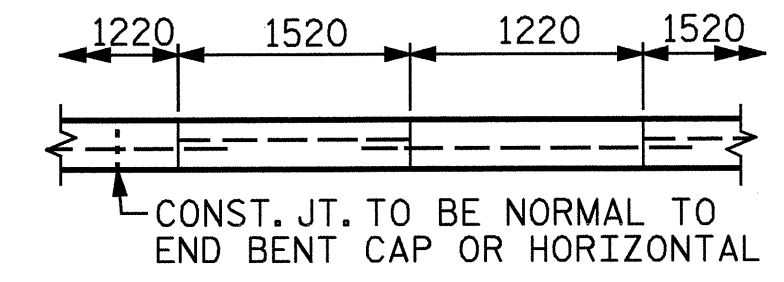
* QUANTITY SHOWN IS BASED ON 1520mm POURS.



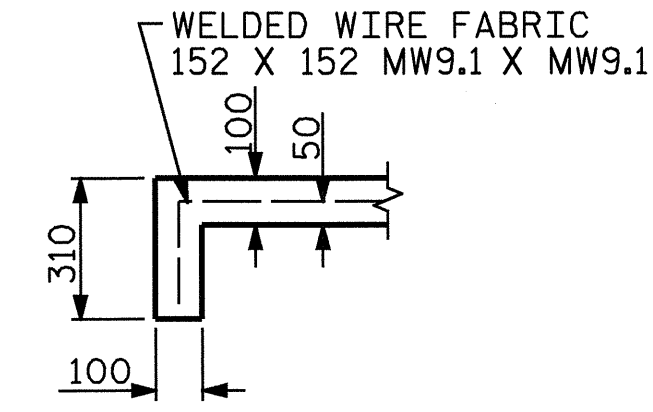
SECTION ALONG Q ROADWAY WHEN FILL CATCHES IN DITCH



POURING DETAIL




OPTIONAL POURING DETAIL



SECTION A-A

PROJECT NO. R-513C
ROBESON COUNTY
 STATION: 298+57.237 -L-



STATE OF NORTH CAROLINA
 DEPARTMENT OF TRANSPORTATION
 RALEIGH

**STANDARD
 SLOPE PROTECTION
 DETAILS**

ASSEMBLED BY : D. R. ANDERSON	DATE : 11-8-00
CHECKED BY : N. Q. TRAN	DATE : 1-29-01
DRAWN BY : ELR 5/92	REV. 5/16/97 EEM/RGW
CHECKED BY : GRP 6/92	REV. 7/17/98 RWW/LES
	REV. 8/16/99 RH/RDR

REVISIONS						SHEET NO.
NO.	BY:	DATE:	NO.	BY:	DATE:	5-275
1			3			TOTAL SHEETS
2			4			312