

BM \*6 RR SPIKE IN BASE OF 550mm WILD CHERRY  
33.415 RT OF -L- STA.311+67.690 EL= 43.801



PROJECT REFERENCE NO. R-513C SHEET NO. 63



ROADWAY DESIGN ENGINEER

HYDRAULICS ENGINEER

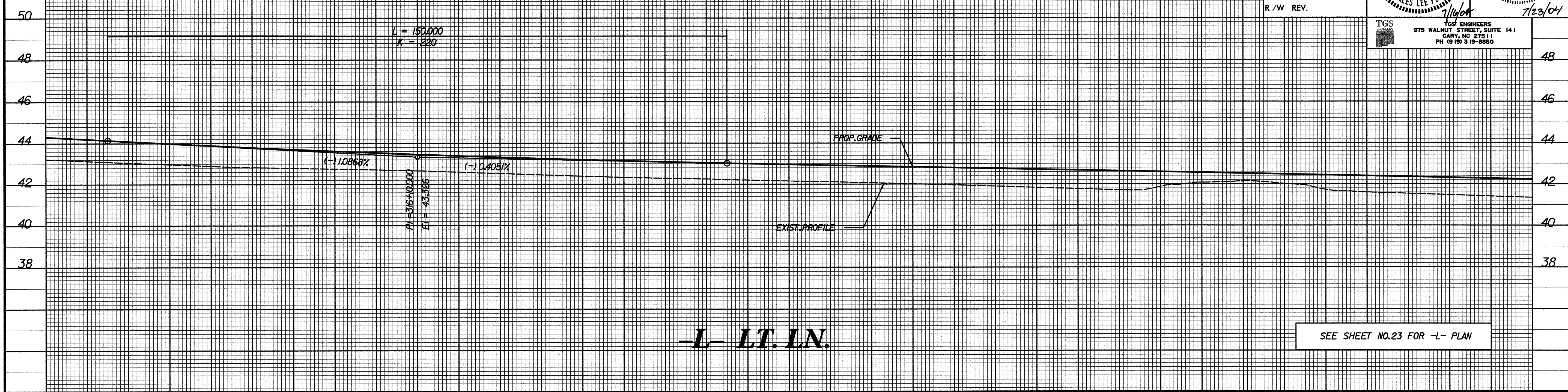


CONST. REV.

R/W REV.



TGS  
TGS ENGINEERS  
975 WALNUT STREET, SUITE 141  
CARY, NC 27511  
PH 919 318-8850



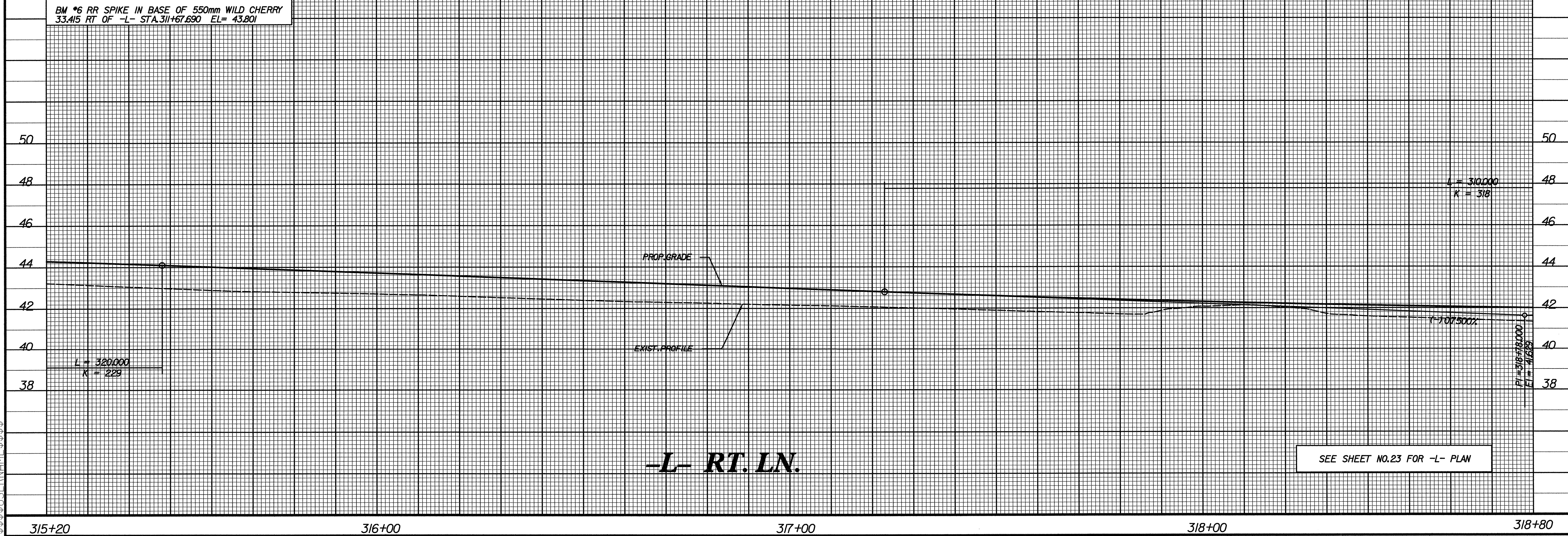
**-L- LT. LN.**

SEE SHEET NO.23 FOR -L- PLAN

315+20 316+00 317+00 318+00 318+80

BM \*6 RR SPIKE IN BASE OF 550mm WILD CHERRY  
33.415 RT OF -L- STA.311+67.690 EL= 43.801

\$\$\$ SYSTEME \$\$\$  
\$\$\$ 07/14/04 \$\$\$  
\$\$\$ 12:55:50 PM \$\$\$  
\$\$\$ PEI: 0171404 \$\$\$  
\$\$\$ PL: 12:55:50 PM \$\$\$



**-L- RT. LN.**

SEE SHEET NO.23 FOR -L- PLAN

315+20 316+00 317+00 318+00 318+80