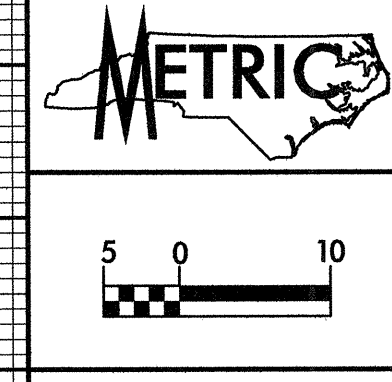
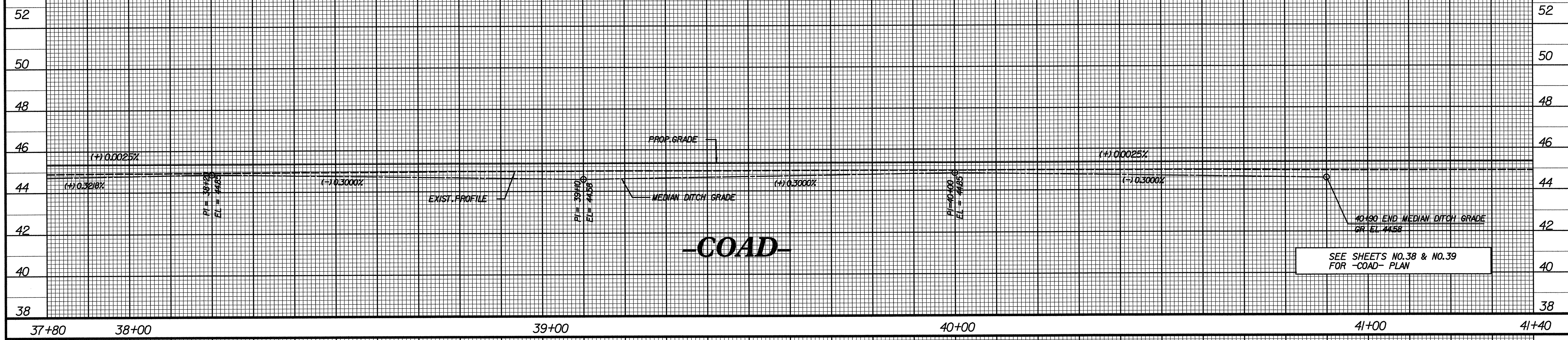


BM \*4 RR SPIKE IN BASE OF 750mm PINE  
86.610 RT OF -L- STA.284+93.432 EL= 42.011



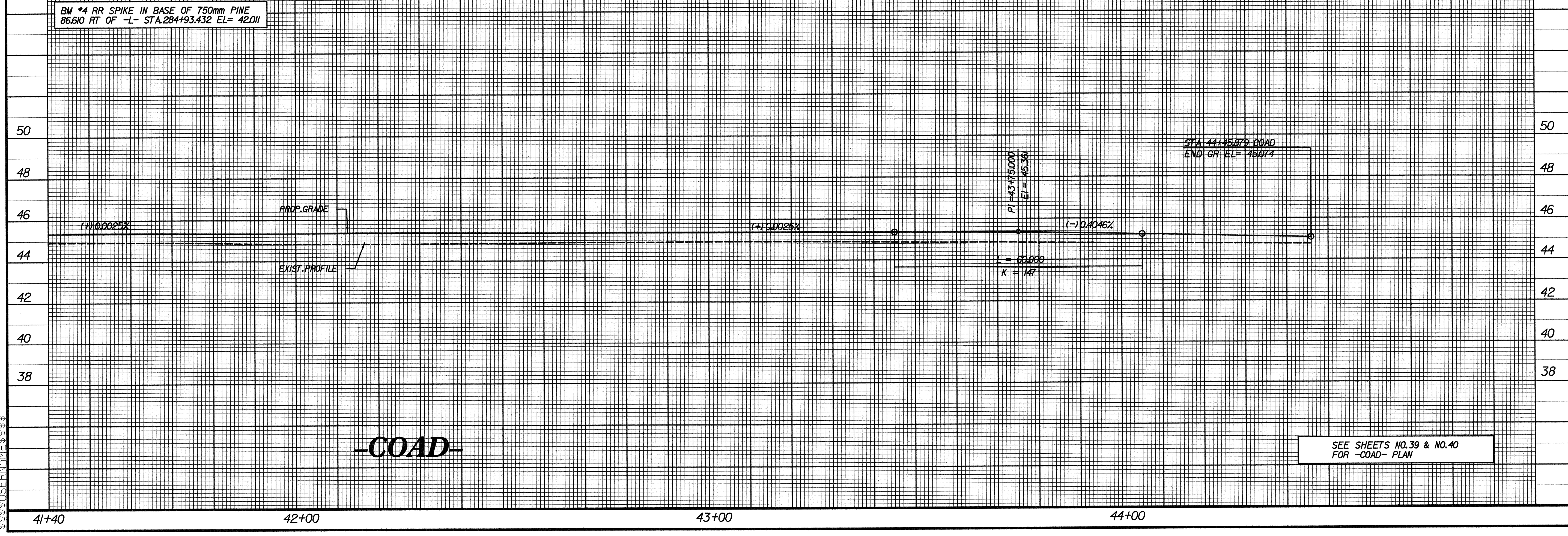
PROJECT REFERENCE NO. R-513C	SHEET NO. 106
ROADWAY DESIGN ENGINEER	HYDRAULICS ENGINEER
TGS ENGINEERS 975 WALNUT STREET, SUITE 141 CARY, NC 27511 PH (919) 319-8850	

CONST. REV.  
R / W REV.



BM \*4 RR SPIKE IN BASE OF 750mm PINE  
86.610 RT OF -L- STA.284+93.432 EL= 42.011

STA.44+45.873 C/OAD  
END GR. EL= 45.074



\$\$\$\$\$SYTIME\$\$\$\$\$  
\$\$\$\$\$DGN\$\$\$\$\$  
\$\$\$\$\$USERNAME\$\$\$\$\$