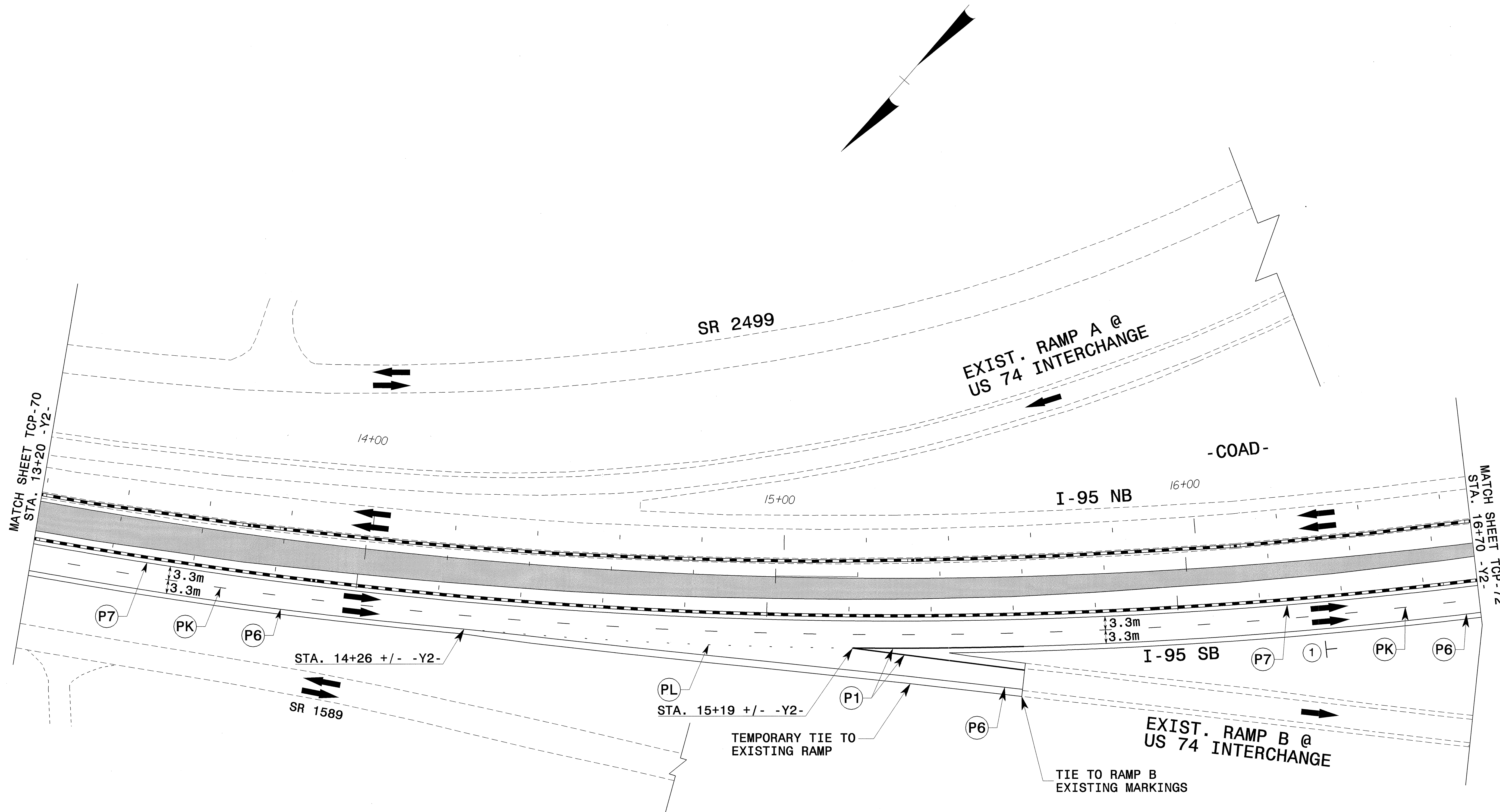


# AREA II: I-95





|                                   |                     |
|-----------------------------------|---------------------|
| PROJ. REFERENCE NO.<br>R-0513BB/C | SHEET NO.<br>TCP-71 |
|-----------------------------------|---------------------|



MATCH SHEET TCP-70  
STA. 13+20 -Y2-

MATCH SHEET TCP-72  
STA. 16+70 -Y2-



M6-2  
533 X 381

1  
STA. 16+30 +/- -Y2-

APPROVED: *John S. Kite, Jr.* DATE: 6/25/04

SEAL

SEAL  
022104  
ENGINEER  
JOHN S. KITE, JR.

**PHASE IIB  
-Y2- CONSTRUCTION**

|                  |  |           |
|------------------|--|-----------|
| SCALE: 1:500     |  | REVISIONS |
| DATE: 01-30-04   |  |           |
| DWG. BY: SBC     |  |           |
| DESIGN BY: CLM   |  |           |
| REVIEWED BY: CLM |  |           |

CADD FILE

24-JUN-2004 11:57  
 F:\TCP\FINAL TCP 3\101\FEELMONT AT TELC210231  
 dms\feelmont