

12-APR-2004 16:16
 W:\Special Details\2004\2004-02\stds\02\stds to Special Details\metric\85701\85701m.dgn
 Jentward R:\USG\LEZ00

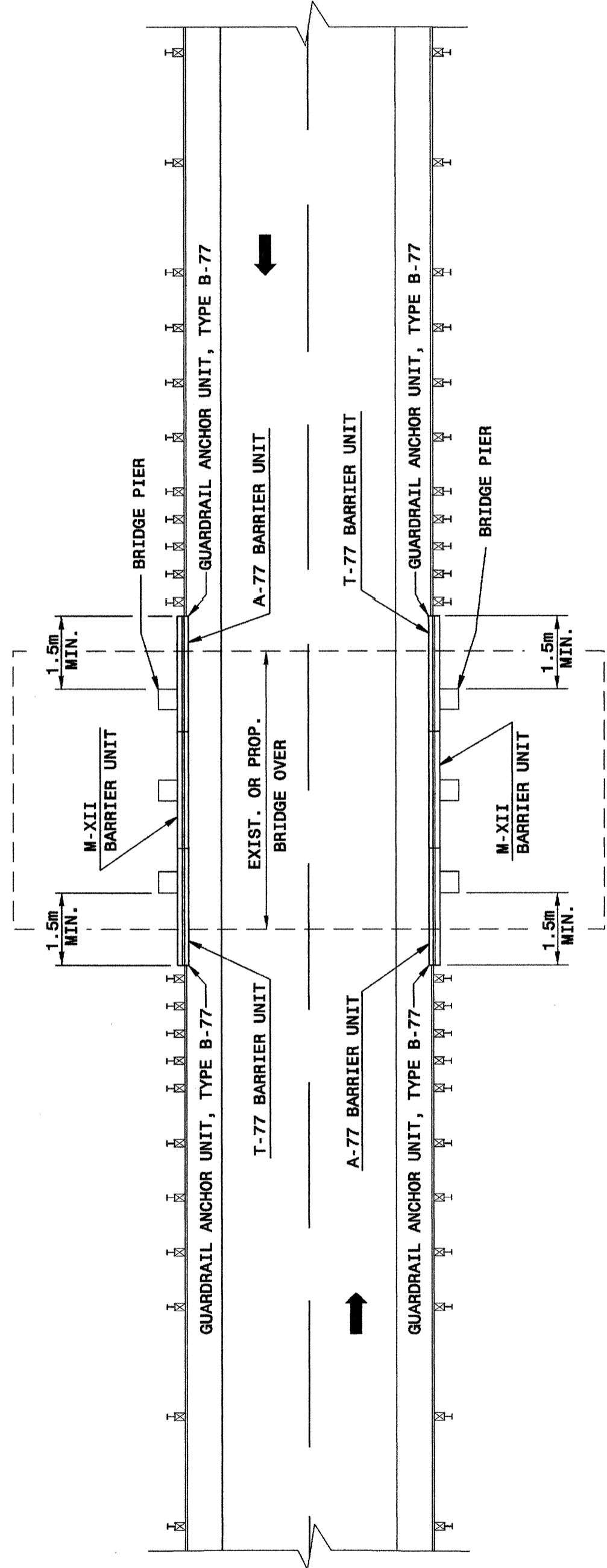
STATE OF
 NORTH CAROLINA
 DEPT. OF TRANSPORTATION
 DIVISION OF HIGHWAYS
 RALEIGH, N.C.

METRIC DETAIL DRAWING FOR
PRECAST REINFORCED CONCRETE BARRIER
 1.0m SINGLE FACED

SHEET 1 OF 8
857D01

NOTE:

- THIS DRAWING IS NOT INTENDED TO SHOW TYPICAL BARRIER AND GUARDRAIL INSTALLATION. IT DETAILS POSSIBLE BARRIER AND STRUCTURE ANCHOR COMBINATIONS FOR THIS TYPE FACILITY.
- USE TRAILING END GUARDRAIL IF WARRANTED



**GUARDRAIL AND BARRIER AT UNDIVIDED
 HIGHWAY BRIDGE UNDERPASS**

Note:
 This drawing is dimensioned in millimeters unless otherwise depicted within the drawing.

STATE OF
 NORTH CAROLINA
 DEPT. OF TRANSPORTATION
 DIVISION OF HIGHWAYS
 RALEIGH, N.C.

METRIC DETAIL DRAWING FOR
PRECAST REINFORCED CONCRETE BARRIER
 1.0m SINGLE FACED

SHEET 1 OF 8
857D01

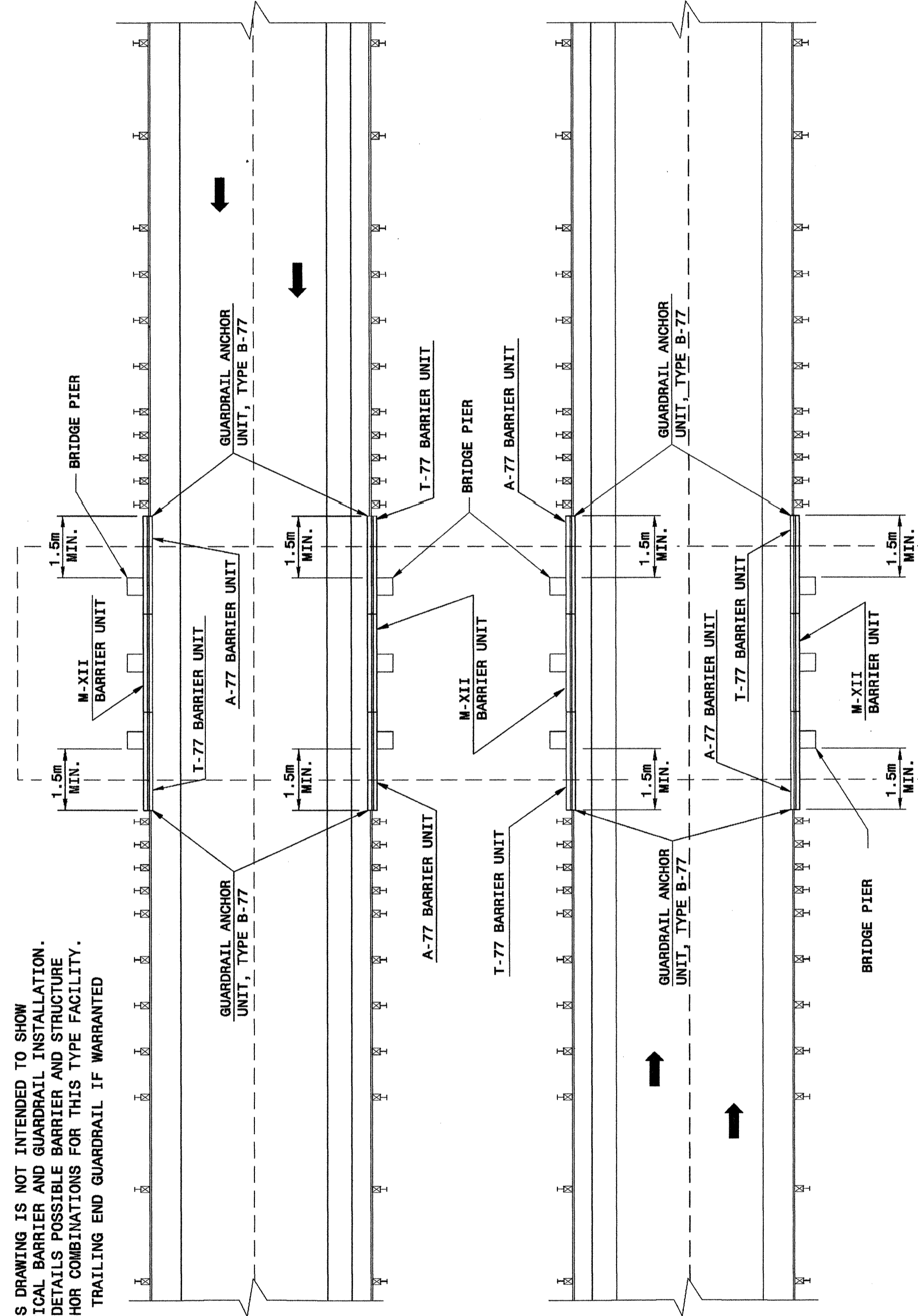
STATE OF
 NORTH CAROLINA
 DEPT. OF TRANSPORTATION
 DIVISION OF HIGHWAYS
 RALEIGH, N.C.

METRIC DETAIL DRAWING FOR
PRECAST REINFORCED CONCRETE BARRIER
 1.0m SINGLE FACED

SHEET 2 OF 8
857D01

NOTE:

- THIS DRAWING IS NOT INTENDED TO SHOW TYPICAL BARRIER AND GUARDRAIL INSTALLATION. IT DETAILS POSSIBLE BARRIER AND STRUCTURE ANCHOR COMBINATIONS FOR THIS TYPE FACILITY.
- USE TRAILING END GUARDRAIL IF WARRANTED




Note:
 This drawing is dimensioned in millimeters unless otherwise depicted within the drawing.

METRIC DETAIL DRAWING FOR
PRECAST REINFORCED CONCRETE BARRIER
 1.0m SINGLE FACED

SHEET 2 OF 8
857D01

**GUARDRAIL AND BARRIER AT DIVIDED
 HIGHWAY BRIDGE UNDERPASS**

PROJECT REFERENCE NO. R-0513C SHEET NO. 2-DD



**DESIGN SERVICES UNIT
 STANDARDS AND SPECIAL DESIGN**
 Office 919-250-4128 FAX 919-250-4119

SEE PLATE FOR TITLE

ORIGINAL BY: 2002 STD. 857.01 DATE: _____
 MODIFIED BY: E.E. WARD DATE: 7-11-02
 CHECKED BY: _____ DATE: _____
 FILE SPEC.: /usr/stds/02todetail/metric/85701/85701m.dgn