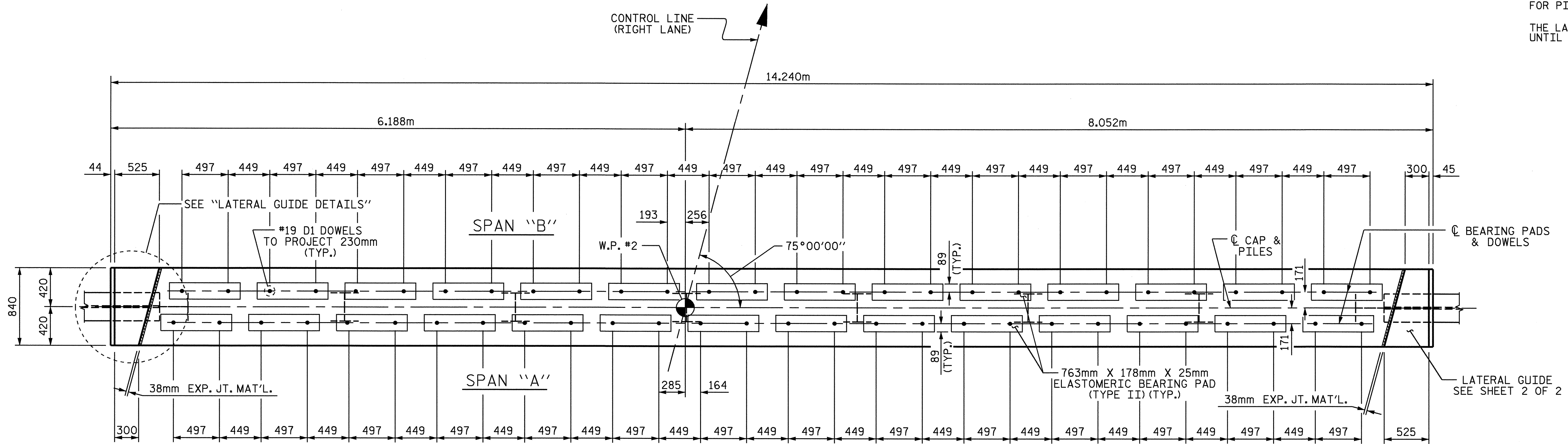


**NOTES**

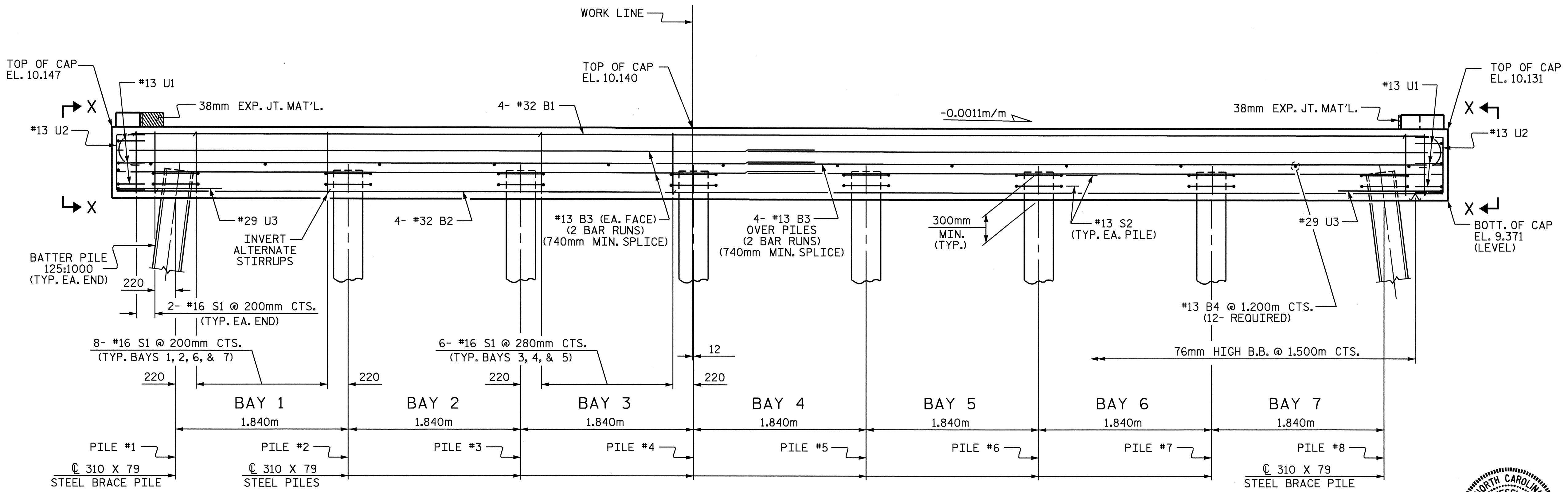
STIRRUPS IN CAP MAY BE SHIFTED AS NECESSARY TO CLEAR ANCHOR BOLTS.

FOR PILE SPLICE DETAILS, SEE SHEET 2 OF 2.

THE LATERAL GUIDE AT EACH END IS NOT TO BE POURED UNTIL AFTER THE CORED SLAB UNITS ARE IN PLACE.



**PLAN**



**ELEVATION**


NOTE: C PILE IS 12mm RIGHT OF WORK LINE.

PROJECT NO. R-2514A  
ONSLOW COUNTY  
 STATION: 182+87.400-L-MED

SHEET 1 OF 2

STATE OF NORTH CAROLINA  
 DEPARTMENT OF TRANSPORTATION  
 RALEIGH

**SUBSTRUCTURE  
 BENT #1  
 RIGHT LANE**



REVISIONS						SHEET NO.
NO.	BY:	DATE:	NO.	BY:	DATE:	S-35
1			3			TOTAL SHEETS
2			4			46

DRAWN BY: D. A. GLADDEN DATE: 10-31-03  
 CHECKED BY: G.M. Patterson DATE: 12-09-03

07-APR-2004 11:43  
 W:\squad\NR2514a\Str\land2\dgladden\Microstation\xr2514A.sd.BI.02.dgn  
 dgladden