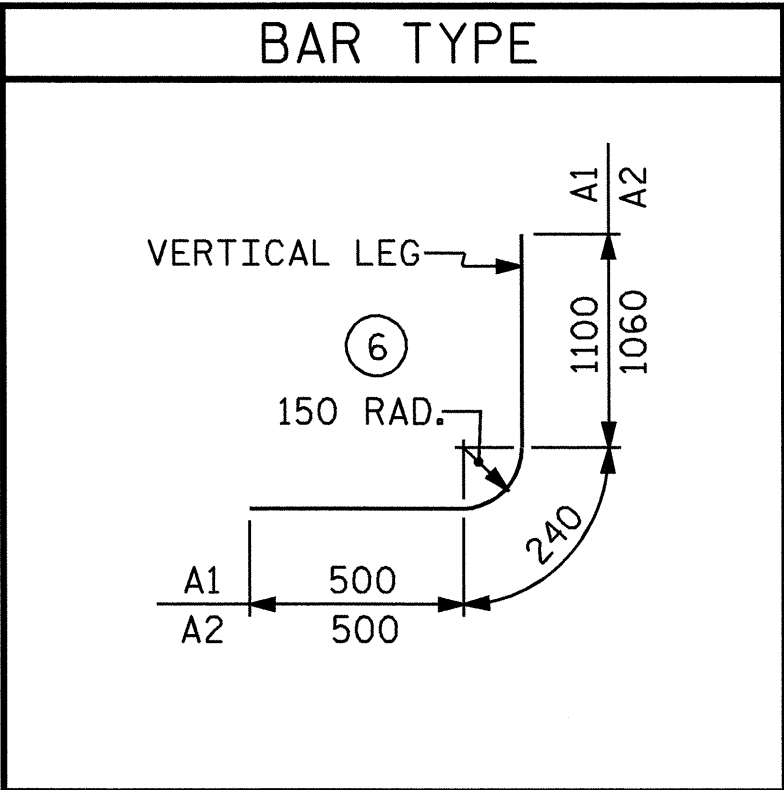


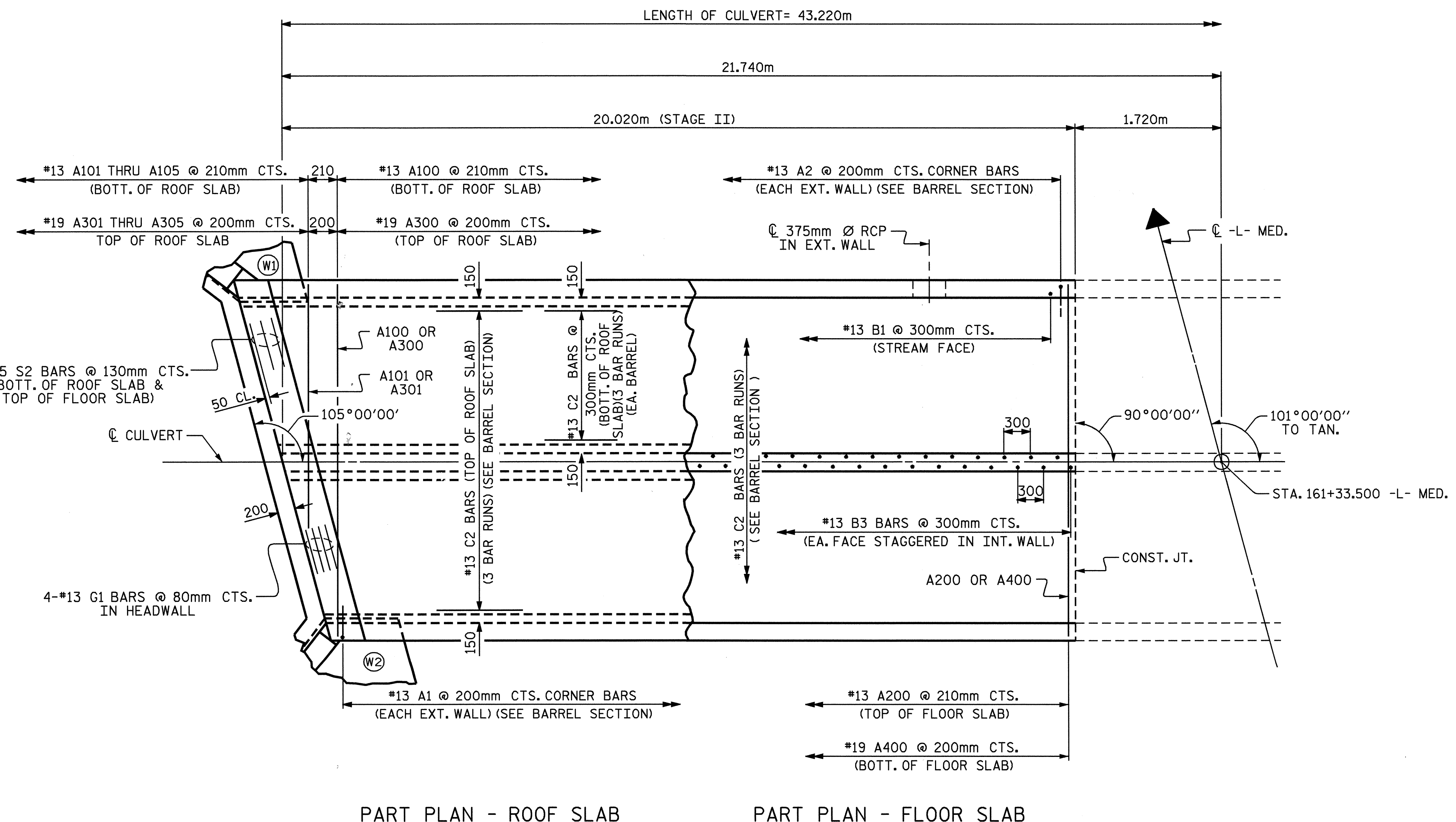
CULVERT SECTION NORMAL TO ROADWAY (OUTLET END, STAGE II)



SPLICE LENGTH CHART

BAR	SIZE	SPLICE LENGTH
A200	#13	540
A400	#19	690
B1	#13	540
B3	#13	540
C2	#13	590


BILL OF MATERIAL					
STAGE II					
BAR	NO.	SIZE	TYPE	LENGTH	WEIGHT
A100	92	#13	STR	4680	428
A101	1	#13	STR	3760	4
A102	1	#13	STR	2980	3
A103	1	#13	STR	2180	2
A104	1	#13	STR	1400	1
A105	1	#13	STR	600	1
A200	92	#13	STR	4680	428
A201	1	#13	STR	3760	4
A202	1	#13	STR	2980	3
A203	1	#13	STR	2180	2
A204	1	#13	STR	1400	1
A205	1	#13	STR	600	1
A300	97	#19	STR	4680	1015
A301	1	#19	STR	3780	8
A302	1	#19	STR	3040	7
A303	1	#19	STR	2280	5
A304	1	#19	STR	1540	3
A305	1	#19	STR	820	2
A400	97	#19	STR	4680	1015
A401	1	#19	STR	3780	8
A402	1	#19	STR	3040	7
A403	1	#19	STR	2280	5
A404	1	#19	STR	1540	3
A405	1	#19	STR	820	2
A1	200	#13	6	1840	366
A2	200	#13	6	1800	358
B1	138	#13	STR	2060	283
B3	138	#13	STR	2060	283
C2	174	#13	STR	7240	1252
E1	16	#16	STR	1120	28
G1	4	#13	STR	4880	19
S2	6	#25	STR	4880	116
REINFORCING STEEL				= 5663 KG	



PLAN OF CULVERT (OUTLET END, STAGE II)

PROJECT NO. R-2514A
ONslow COUNTY
 STATION: 161+33.500 -L- MED.

SHEET 4 OF 5
 STATE OF NORTH CAROLINA
 DEPARTMENT OF TRANSPORTATION
 RALEIGH
**DOUBLE 2.100m X 1.800m
 CONCRETE BOX CULVERT
 (STAGE II)
 101° SKEW**



REVISIONS						SHEET NO.	
NO.	BY:	DATE:	NO.	BY:	DATE:	C-8	
1			3			TOTAL SHEETS	
2			4			9	

DRAWN BY: D. A. GLADDEN DATE: 4-2-03
 CHECKED BY: M. G. SHAIKH DATE: 7-03