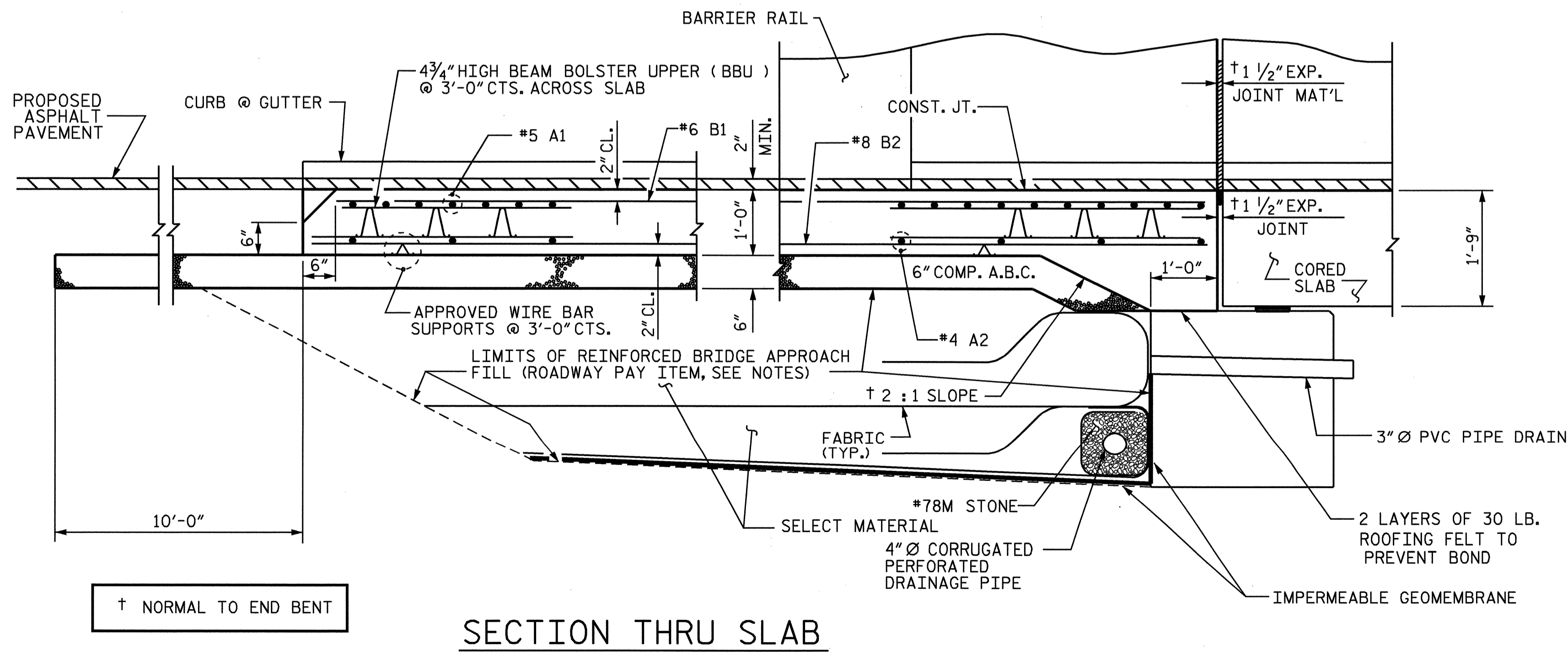
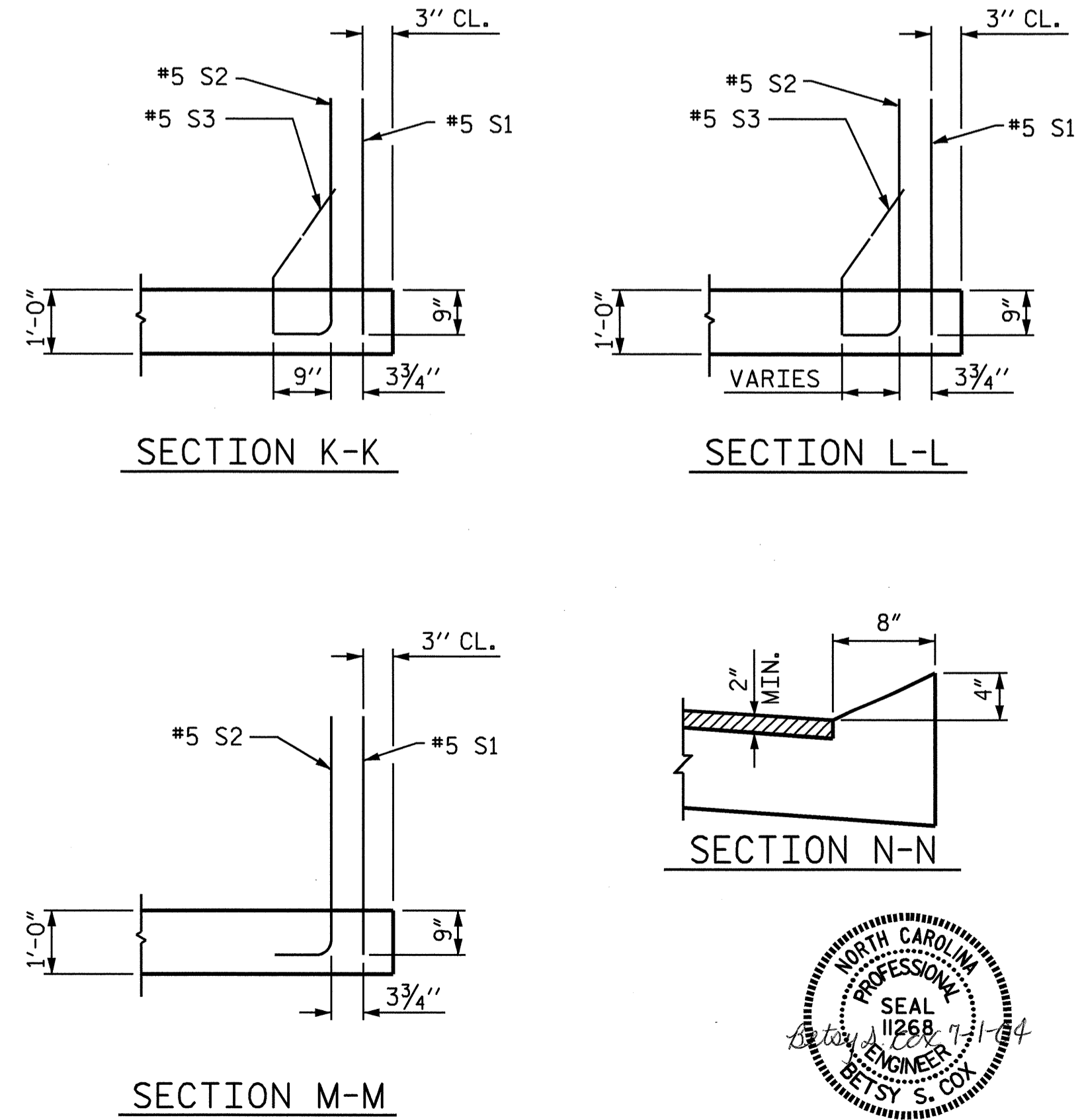


PLAN AT END BENT No. 1

PLAN AT END BENT No. 2



SECTION THRU SLAB



BILL OF MATERIAL

FOR ONE APPROACH SLAB (2 REQ'D)

BAR	NO.	SIZE	TYPE	LENGTH	WEIGHT
*A1	49	#5	STR	35'-4"	1806
A2	98	#4	STR	18'-7"	1217
*B1	71	#6	STR	24'-2"	2577
B2	71	#8	STR	24'-8"	4676
*B3	14	#5	STR	11'-8"	170
*B4	2	#5	1	6'-4"	13
*S1	48	#5	STR	3'-5"	171
*S2	48	#5	2	4'-3"	213
*S3	20	#5	3	2'-5"	50
REINFORCING STEEL				LBS.	5893
*EPOXY COATED REINFORCING STEEL				LBS.	5000
CLASS AA CONCRETE BREAKDOWN					
POUR 1 SLAB & CURB				C. Y.	35.3
POUR 2 RAIL				C. Y.	2.3
CLASS AA CONCRETE				C. Y.	37.6

NOTES

THE COST OF THE BARRIER RAIL ON THE APPROACH SLAB SHALL BE INCLUDED IN THE LUMP SUM CONTRACT PRICE BID FOR CONSTRUCTION OF SUPERSTRUCTURE.

FOR REINFORCED BRIDGE APPROACH FILL INCLUDING FABRIC, IMPERMEABLE GEOMEMBRANE, 4" Ø DRAINAGE PIPE, #78M STONE, AND SELECT MATERIAL, SEE ROADWAY PLANS.

TEMPORARY DRAINAGE AND TEMPORARY BERM AND SLOPE DRAINS WILL BE PAID FOR UNDER THE LUMP SUM PRICE FOR CONSTRUCTION OF SUPERSTRUCTURE.

AREA BETWEEN THE WINGWALL AND APPROACH SLAB SHALL BE GRADED TO DRAIN THE WATER AWAY FROM THE FILL FACE OF THE BRIDGE AND SHALL BE PAVED. SEE ROADWAY PLANS.

THE 6" COMP. A.B.C. SHALL EXTEND 10'-0" BEYOND THE END OF THE APPROACH SLAB AND 1'-0" OUTSIDE OF EACH EDGE OF SLAB.

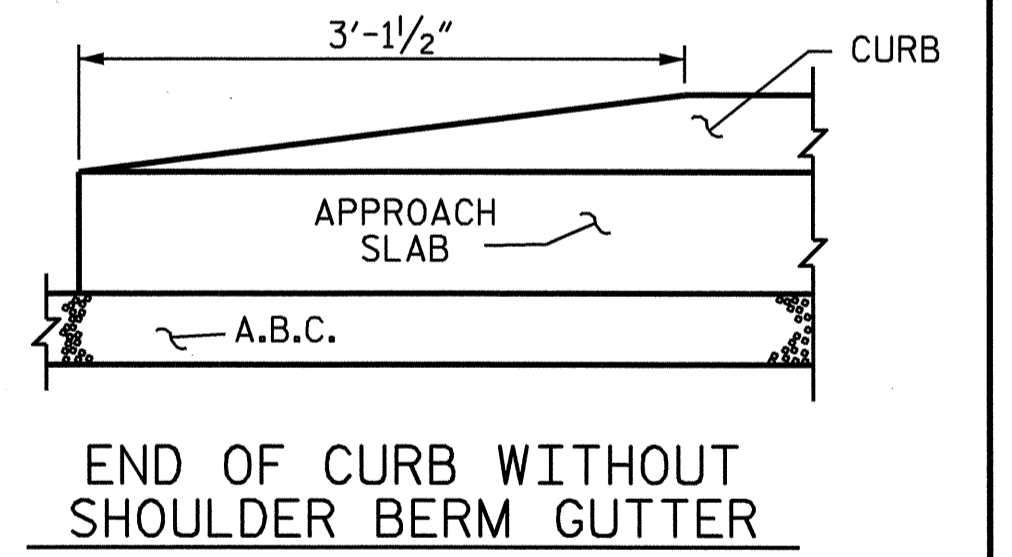
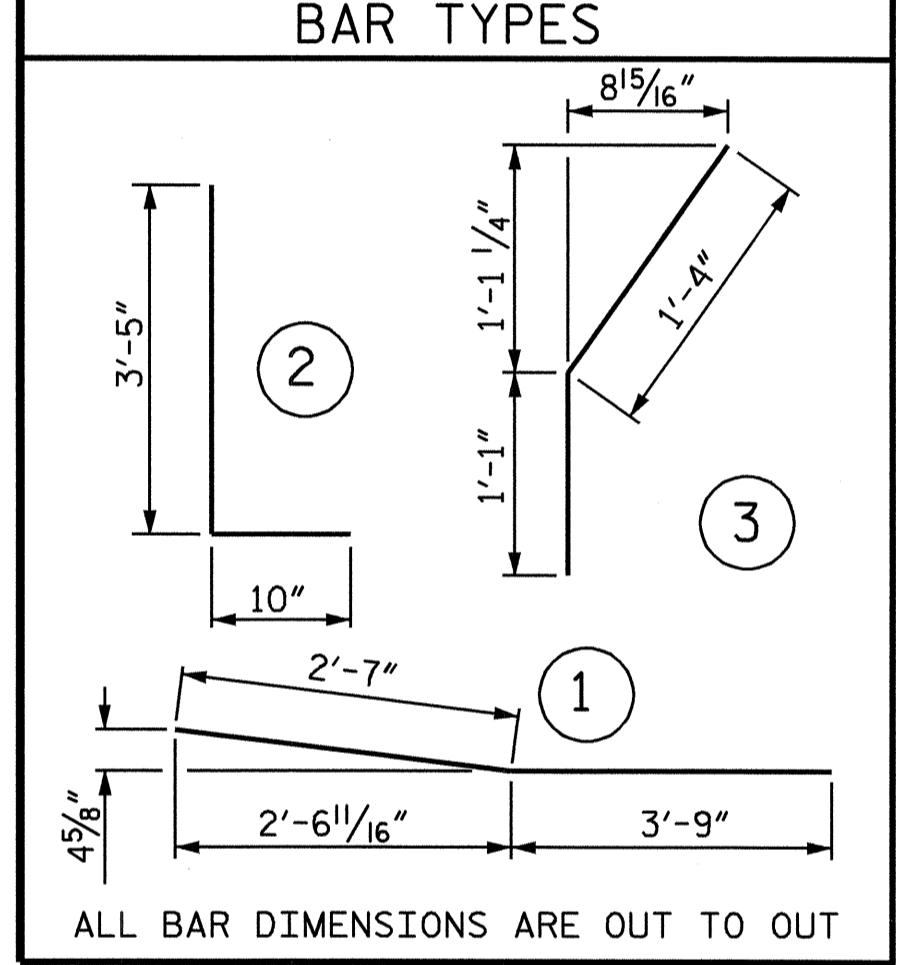
THE CONTRACTOR MAY USE 4" TYPE B-25.0B ASPHALT CONCRETE BASE COURSE IN LIEU OF 6" COMP. A.B.C. IF THIS OPTION IS USED, THE BASE COURSE SHALL EXTEND 1'-0" BEYOND THE END OF THE APPROACH SLAB AND THE WIDTH SHALL BE THE SAME AS THAT OF THE APPROACH SLAB.

THE CONTRACTOR MAY USE 5" CLASS "A" CONCRETE BASE IN LIEU OF 6" COMP. A.B.C. IF THIS OPTION IS USED, THE CONCRETE BASE SHALL EXTEND 1'-0" BEYOND THE END OF THE APPROACH SLAB AND THE WIDTH SHALL BE THE SAME AS THAT OF THE APPROACH SLAB. THE CONCRETE SHALL BE FINISHED TO A SMOOTH SURFACE AND A LAYER OF 30 LB ROOFING FELT SHALL BE PLACED BETWEEN THE CONCRETE BASE AND THE APPROACH SLAB TO PREVENT BOND. THE APPROACH SLAB SHALL NOT BE CAST UNTIL THE CONCRETE BASE HAS REACHED AN AGE OF THREE CURING DAYS.

FOR JOINT DETAILS, SEE "PRESTRESSED CONCRETE CORED SLAB UNIT" SHEETS.

THE JOINT AT THE END BENT SHALL BE SEALED AS SOON AS PRACTICAL AFTER THE CONSTRUCTION OF THE APPROACH SLABS.

APPROACH SLAB GROOVING IS NOT REQUIRED.



PROJECT NO. B-3470

HAYWOOD COUNTY

STATION: 15+18.00 -L-

SHEET 1 OF 3

STATE OF NORTH CAROLINA

DEPARTMENT OF TRANSPORTATION

RALEIGH

STANDARD

BRIDGE APPROACH SLAB FOR PRESTRESSED CONCRETE CORED SLAB WITH BARRIER RAIL

REVISIONS				SHEET NO.	
NO.	BY:	DATE:	NO.	BY:	DATE:
1			3		
2			4		
				TOTAL SHEETS 22	

ASSEMBLED BY: S.B. WILLIAMS DATE: 4/05/04

CHECKED BY: P.C. BREWER DATE: 4/20/04

DRAWN BY: LES 8/01 REV. 10/17/00 RWW/LES

CHECKED BY: RDR 8/01 REV. 7/10/01 LES/RDR

REV. 5/7/03R RWW/JTE

