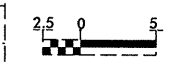




INCOMPLETE PLANS
 DO NOT USE FOR R/W ACQUISITION
PRELIMINARY PLANS
 DO NOT USE FOR CONSTRUCTION

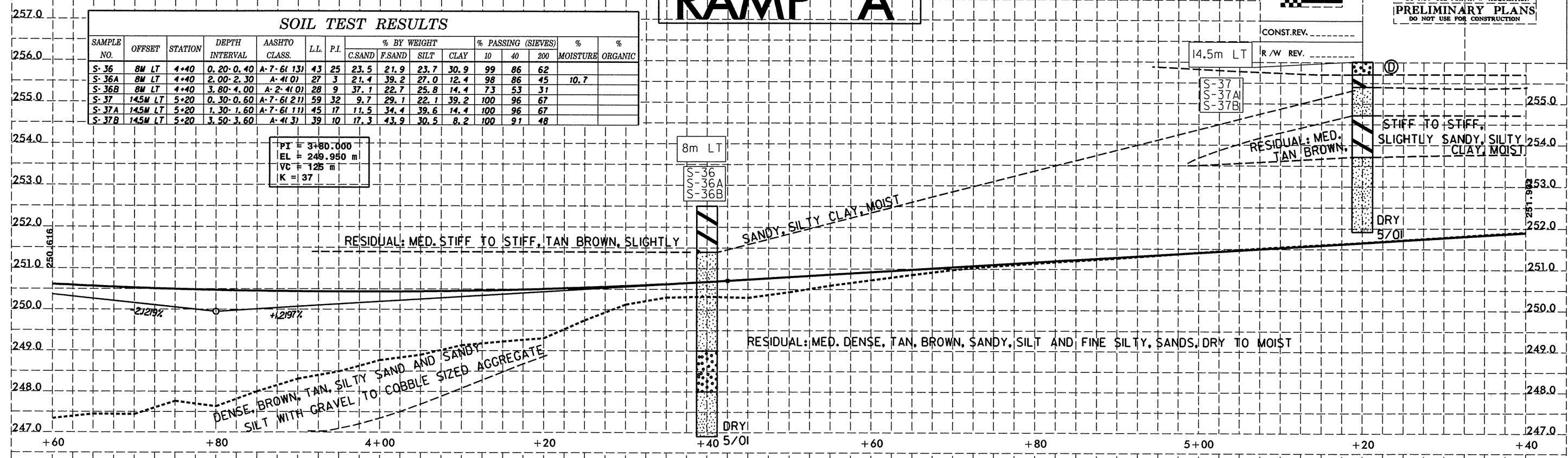


Ⓣ LOOSE, TAN, BROWN, SILTY SAND, MOIST

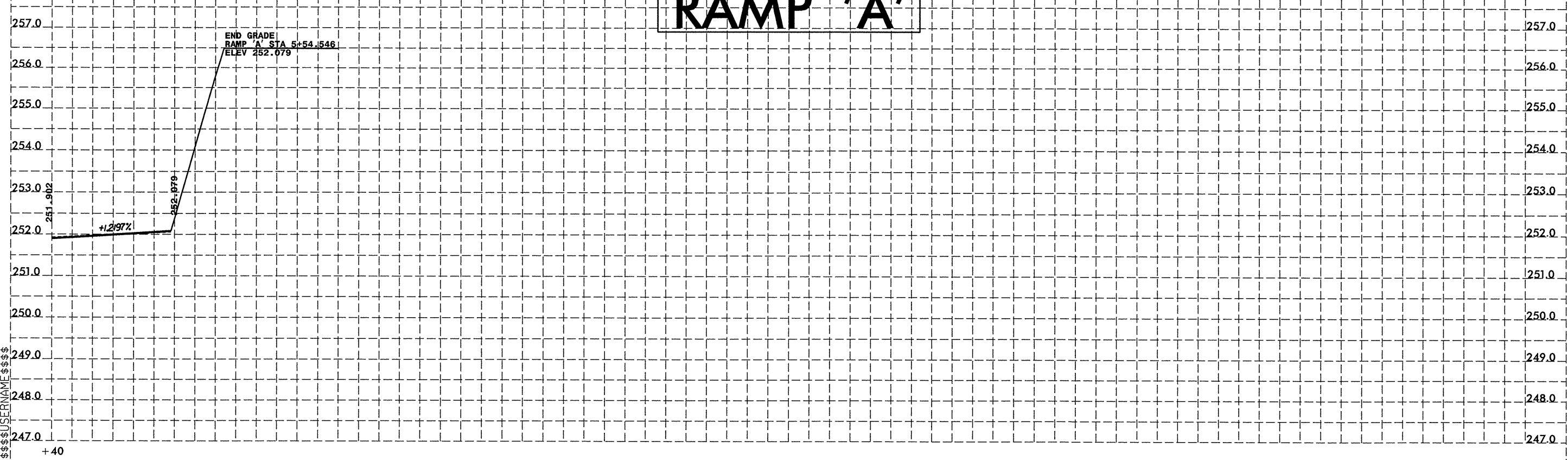
RAMP 'A'

| SAMPLE NO. | OFFSET | STATION | DEPTH INTERVAL | AASHTO CLASS. | LL | PI | % BY WEIGHT | | | | % PASSING (SIEVES) | | | % MOISTURE | % ORGANIC |
|------------|----------|---------|----------------|---------------|----|----|-------------|--------|------|------|--------------------|----|-----|------------|-----------|
| | | | | | | | C.SAND | F.SAND | SILT | CLAY | 10 | 40 | 200 | | |
| S-36 | 8M LT | 4+40 | 0.20-0.40 | A-7-6(13) | 43 | 25 | 23.5 | 21.9 | 23.7 | 30.9 | 99 | 86 | 62 | | |
| S-36A | 8M LT | 4+40 | 2.00-2.30 | A-4(0) | 27 | 3 | 21.4 | 39.2 | 27.0 | 12.4 | 98 | 86 | 45 | 10.7 | |
| S-36B | 8M LT | 4+40 | 3.80-4.00 | A-2-4(0) | 28 | 9 | 37.1 | 22.7 | 25.8 | 14.4 | 73 | 53 | 31 | | |
| S-37 | 14.5M LT | 5+20 | 0.30-0.60 | A-7-6(2) | 59 | 32 | 9.7 | 29.1 | 22.1 | 39.2 | 100 | 96 | 67 | | |
| S-37A | 14.5M LT | 5+20 | 1.30-1.60 | A-7-6(1) | 45 | 17 | 11.5 | 34.4 | 39.6 | 14.4 | 100 | 96 | 67 | | |
| S-37B | 14.5M LT | 5+20 | 3.50-3.60 | A-4(3) | 39 | 10 | 17.3 | 43.9 | 30.5 | 8.2 | 100 | 91 | 48 | | |

PT = 3+80.000
 EL = 249.950 m
 VC = 125 m
 K = 37



RAMP 'A'



\$\$\$\$\$SYTIME\$\$\$\$\$
 \$\$\$DDON\$\$\$\$\$
 \$\$\$SERNAME\$\$\$\$\$
 \$\$\$USER\$\$\$\$\$