
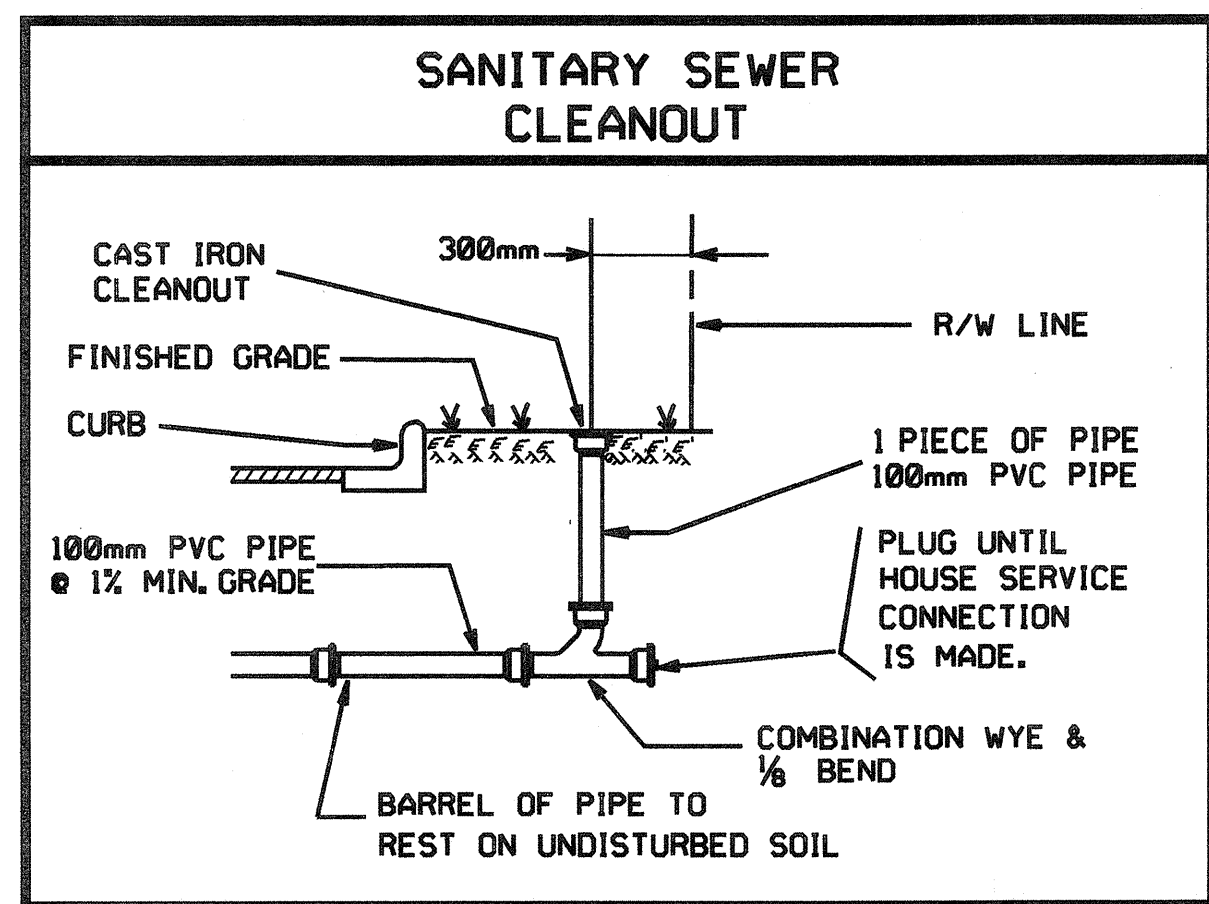


**METRIC**

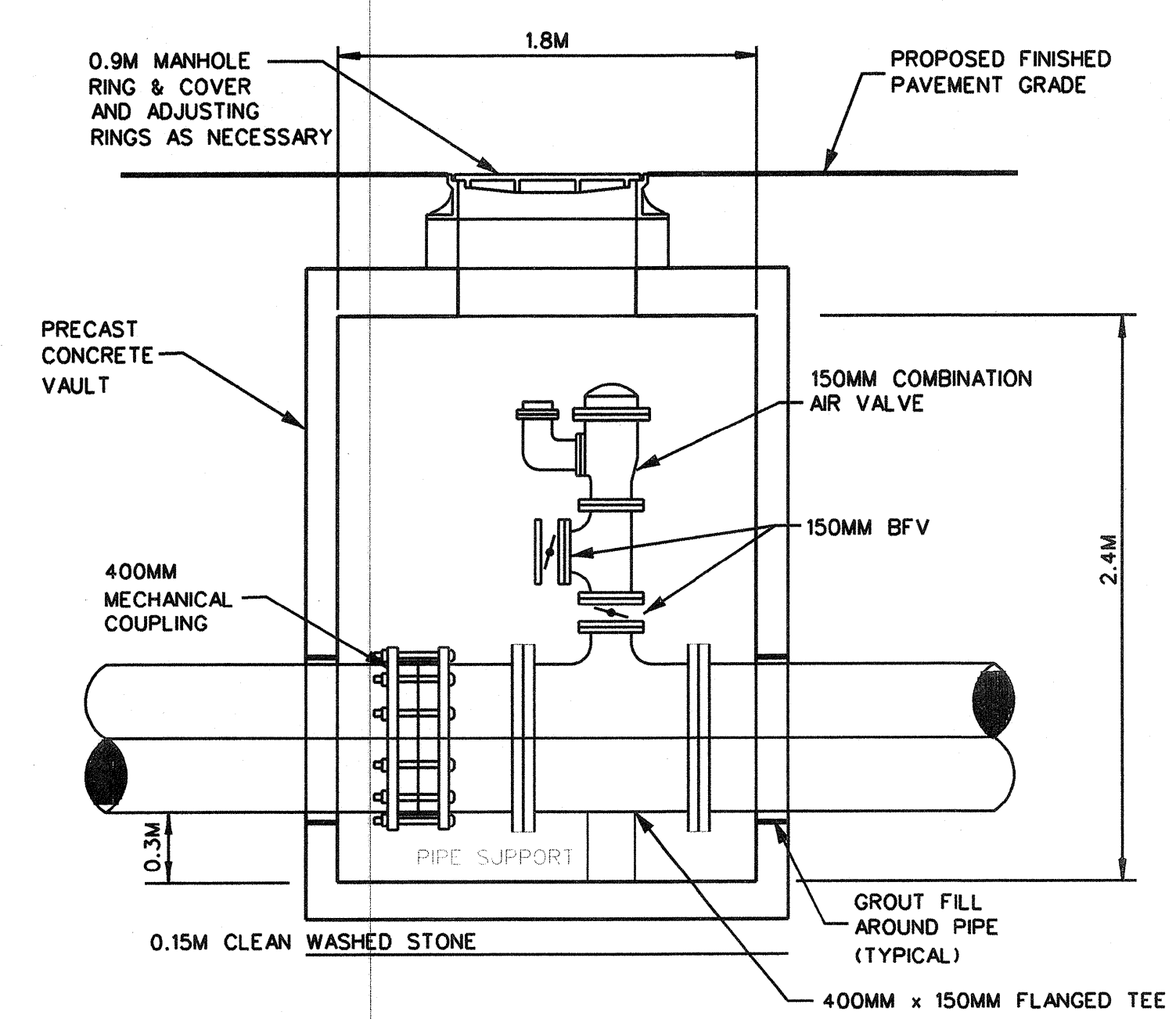
PROJECT REFERENCE NO.	U-2717	SHEET NO.	UC-27
DESIGNED BY:	DMP		
DRAWN BY:	DMP		
CHECKED BY:	DMP		
APPROVED BY:			
REVISED:			
			
NORTH CAROLINA DEPARTMENT OF TRANSPORTATION			
DESIGN SERVICES UNIT PHONE: (919)250-4128 FAX: (919)250-4119		UTILITY CONSTRUCTION PLANS ONLY	

**UTILITY CONSTRUCTION**



THE CONTRACTOR SHALL REPLACE ANY DAMAGED SEWER LATERALS AND/OR CLEANOUTS AS DIRECTED BY THE ENGINEER. THE NECESSARY QUANTITIES HAVE BEEN ADDED TO THE CONTRACT TO FACILITATE THIS PROCEDURE.

MAXIMUM TRENCH WIDTH AT TOP OF PIPE			
NOMINAL PIPE SIZE (MM)	TRENCH WIDTH (M)	NOMINAL PIPE SIZE (MM)	TRENCH WIDTH (M)
100	0.71	500	1.12
150	0.76	600	1.22
200	0.81	750	1.37
250	0.86	900	1.52
300	0.91	1050	1.68
350	0.97	1200	1.83
400	1.02	1350	1.98
450	1.07		



PROPOSED AIR RELEASE VALVE IN MANHOLE

