

LOAD SWITCH ASSIGNMENT DETAIL
(program controller according to schedule in chart below)

LOAD SWITCH NUMBER	FUNCTION
1	∅ 1
2	∅ 2
3	∅ 3
4	∅ 4
5	∅ 5
6	∅ 6
7	∅ 7
8	∅ 8
9	OLA
10	OLB
11	OLC
12	OLD
13	∅ 2PED
14	∅ 4PED
15	∅ 6PED
16	∅ 8PED

PEEK 3000 BACK-UP PROTECTION PROGRAMMING DETAIL
(program controller as shown below)

- PROGRAM CONTROLLER TO OMIT PHASE 1 DURING PHASE 2 ON.
- TO ACCOMPLISH BACKUP FEATURE DESCRIBED IN NOTE 1, GO TO CONTROLLER MENU, SELECT 2: 'PHASE FUNCTION MENU'; THEN SELECT 2: 'DYNAMIC OMITTS'. PAGE DOWN TO 'GRP1'; SELECT 'Y' TO ENABLE, THEN SELECT APPROPRIATE PHASES.

FROM THE CONTROLLER SUBMENU:
SELECT 2. PHASE FUNCTIONS THEN
SELECT 2. DYNAMIC OMITTS

FROM THE CONTROLLER SUBMENU:
SELECT 5. DETECTOR MENU THEN
SELECT 5. DETECTOR COPY

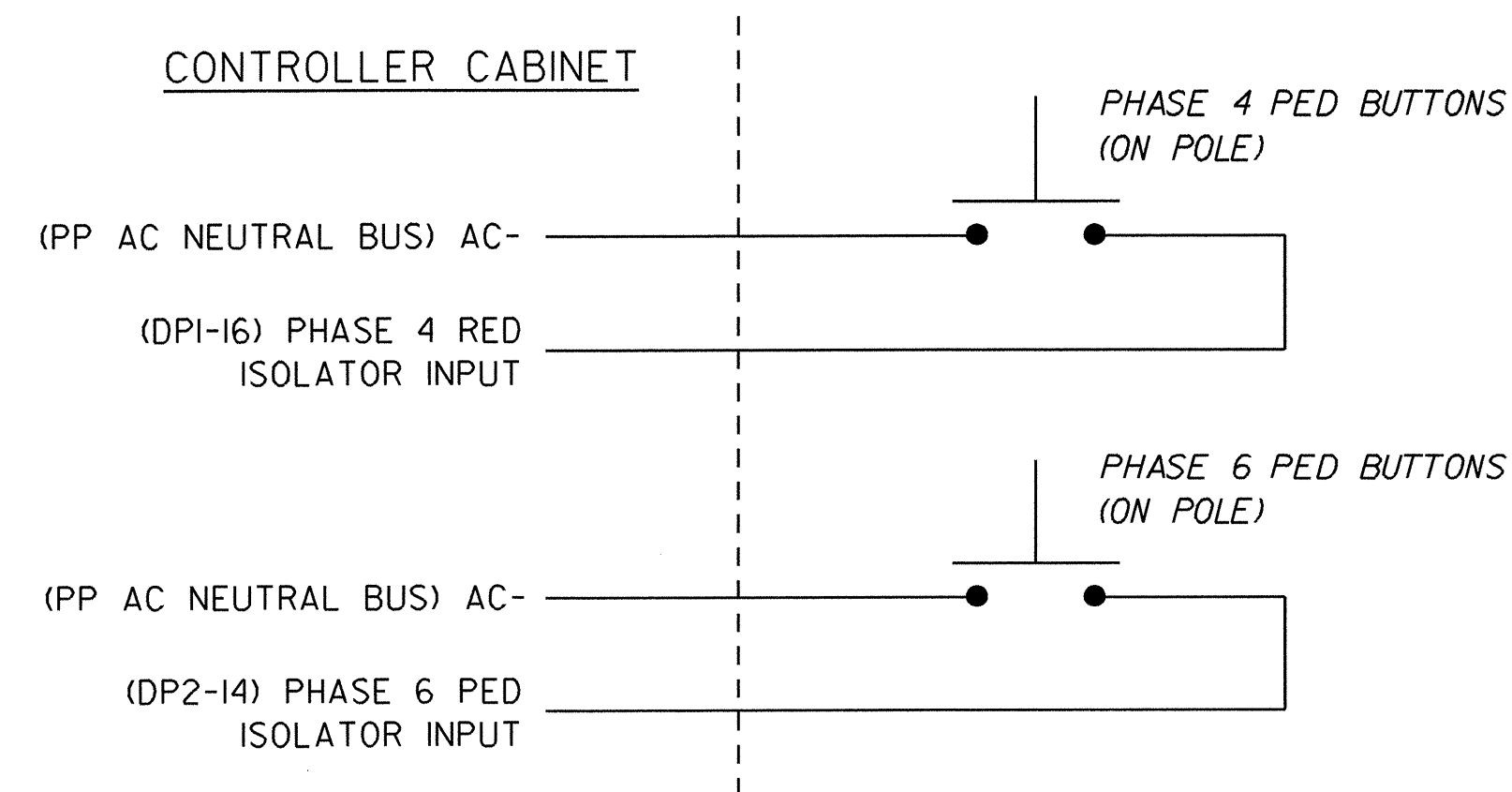
```
DYNAMIC OMIT GRP 1 (1 OF 8) VALUE(YES/NO)
ENABLE: Y          1 1 1 1 1 1 1 1
FUNC\PH 1 2 3 4 5 6 7 8 9 0 1 2 3 4 5 6
OMIT PHS X
IF PH ON X
OR
IF O/L A B C D E F G H I J K L M N O P
GRN
```

```
DETECTOR COPY          VALUE(YES/NO)
DETECTOR COPY ENABLE: Y
DETECTOR COPY GRP 2 INPUT ENABLE: N
PGDN FOR COPY PROGRAMMING
```

```
DETECTOR COPY GRP 1          1 OF 16
ON THE FOLLOWING PHASE GREENS
COPY DETECTORS FROM PH: 1 TO PH: 4
(1-16) (1-16)
VALUE (YES/NO)                1 1 1 1 1 1 1
PH GRNS 1 2 3 4 5 6 7 8 9 0 1 2 3 4 5 6
X X
```

PEDESTRIAN PUSH-BUTTON WIRING DETAIL




(wire push-buttons as shown below)



THIS ELECTRICAL DETAIL IS FOR THE SIGNAL DESIGN: 07-2052T2
DESIGNED: 03/19/2004
SEALED: 06/15/2004
REVISED:

TEMPORARY SIGNAL 2 - TCP PHASE 3

PAGE 2 OF 2

 <p>PLANS PREPARED BY : RUMMEL KLEPPER & KAHL, LLP consulting engineers 5800 FARINGDON PLACE SUITE 105 RALEIGH, NORTH CAROLINA 27609-3960 FOR DIVISION OF HIGHWAYS</p>	<p>ELECTRICAL AND PROGRAMMING DETAILS FOR:</p> 	<p align="center">SR 1113 (KIVETT DRIVE) AT TRIANGLE LAKE ROAD / DILLON ROAD</p> <p>DIVISION 07 GUILFORD COUNTY HIGH POINT</p> <p>PLAN DATE: MAY 2004 REVIEWED BY: J O DEATON</p> <p>PREPARED BY: M W YALCH REVIEWED BY:</p> <table border="1"> <tr> <th>REVISIONS</th> <th>INIT.</th> <th>DATE</th> </tr> <tr> <td> </td> <td> </td> <td> </td> </tr> </table>	REVISIONS	INIT.	DATE				<p align="center">SEAL</p>  <p align="center">SIGNATURE: <i>James O. Deaton</i> DATE: _____</p> <p align="center">SIG. INVENTORY NO. 07-2052T2</p>
	REVISIONS	INIT.	DATE						
<p align="center">122 N. McDowell St., Raleigh, NC 27603</p>									