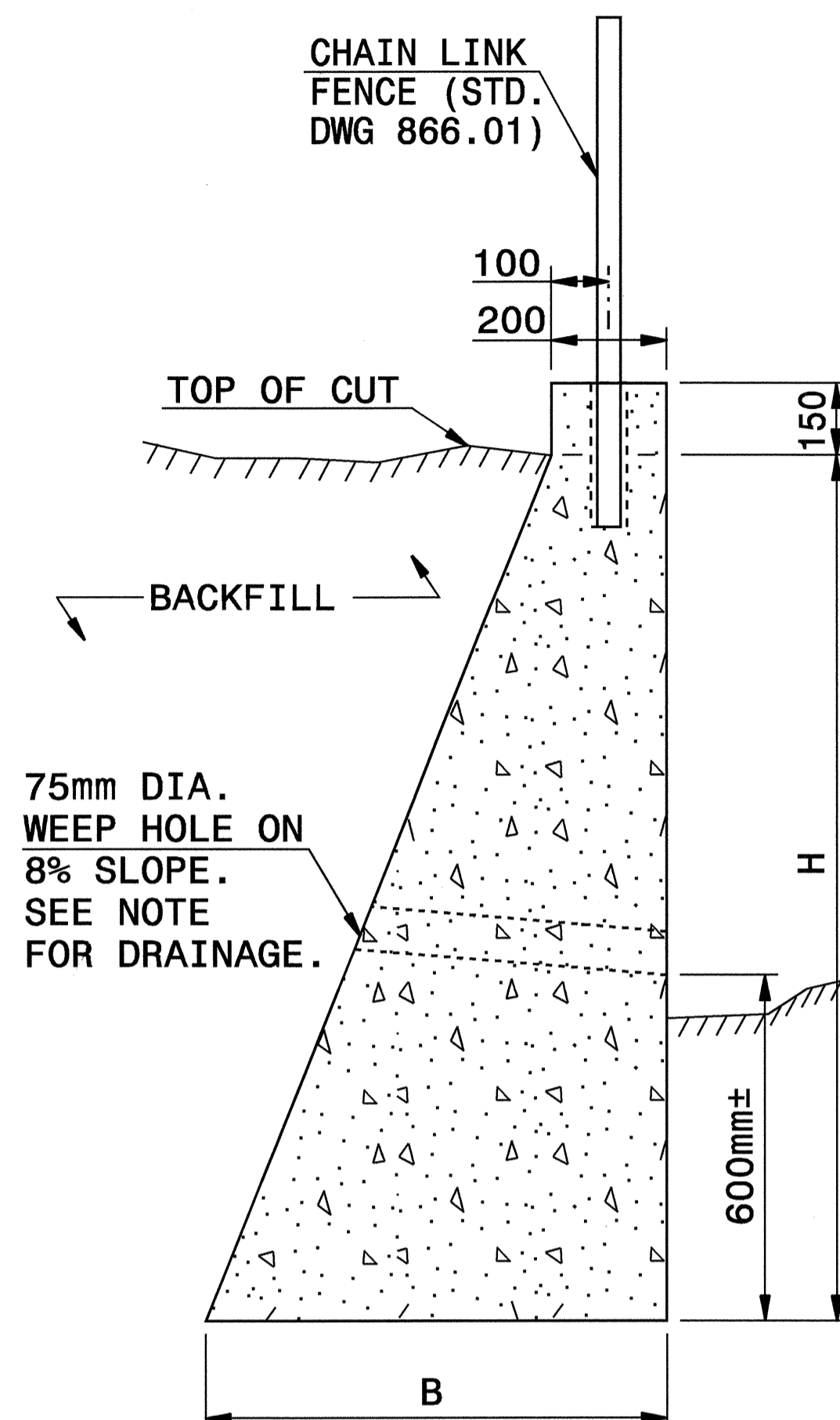




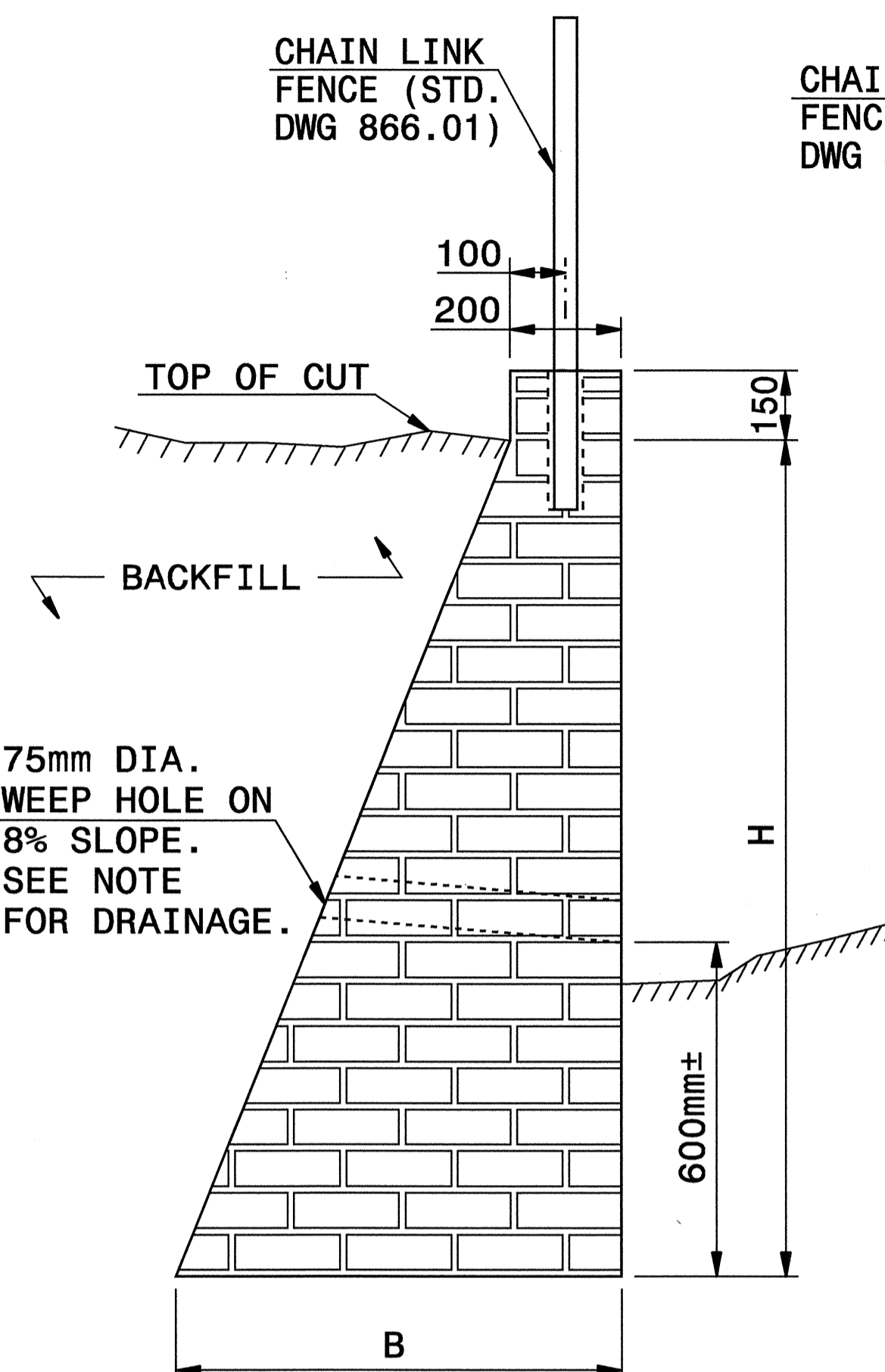
STATE OF NORTH CAROLINA
DEPT. OF TRANSPORTATION
RALEIGH, N.C.

METRIC DETAIL DRAWING FOR
**CONCRETE AND BRICK RETAINING WALLS
WITH CHAIN LINK FENCE**

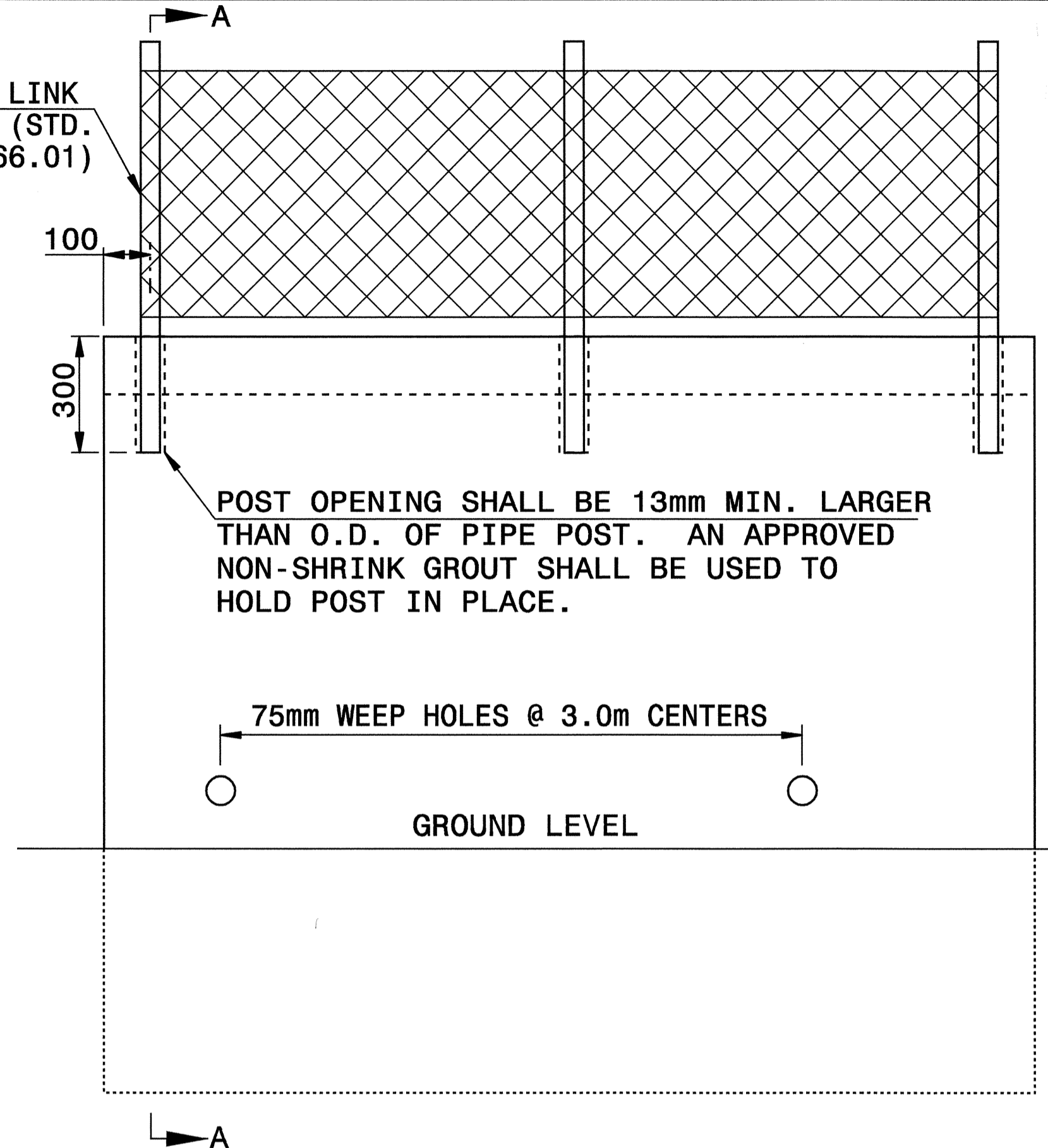
SHEET 1 OF 1
842D01



**SECTION A-A
CONCRETE RETAINING WALL**



**SECTION A-A
BRICK MASONRY RETAINING WALL**



**ELEVATION VIEW
OF RETAINING WALL**

- GENERAL NOTES:**
- LOCATIONS AND QUANTITIES GIVEN ARE APPROXIMATE ONLY.
 - EXACT LOCATIONS AND QUANTITIES SHALL BE DETERMINED BY THE ENGINEER IN THE FIELD.
 - ELEVATION OF BOTTOM OF THE FOOTING, WIDTH OF BASE AND HEIGHT OF WALL ARE TO BE DETERMINED BY THE ENGINEER.
 - NO MASONRY SHALL BE LAID UNTIL THE DEPTH AND CHARACTER OF THE FOUNDATION HAVE BEEN INSPECTED AND APPROVED BY THE ENGINEER.
 - WEEP HOLES 75mm IN DIAMETER SHALL BE PLACED AT ABOUT 3.0m INTERVALS JUST ABOVE THE SURFACE OF THE EXISTING GROUND.
 - A STONE DRAIN CONSISTING OF 0.028 CUBIC METERS OF #78M STONE CONTAINED IN A BAG OF POROUS FABRIC SHALL BE PLACED AT EACH WEEP HOLE. SUBDRAIN FINE AGGREGATE SHALL BE PLACED BENEATH, AROUND AND OVER THE STONE DRAIN SO THAT THE STONE DRAIN IS COVERED BY A LAYER OF SUBDRAIN FINE AGGREGATE AT LEAST 300mm THICK. A HORIZONTAL DRAIN OF SUBDRAIN FINE AGGREGATE AT LEAST 300mm SQUARE IN CROSS SECTION SHALL THEN BE PLACED TO CONNECT ALL STONE DRAINS.
 - A VERTICAL DRAIN OF SUBDRAIN FINE AGGREGATE AT LEAST 300mm SQUARE IN CROSS SECTION SHALL BE PLACED AT EACH WEEP HOLE TO AN ELEVATION OF 600mm BELOW THE SURFACE OF THE EMBANKMENT.
 - CLASS "A" CONCRETE IS TO BE USED THROUGHOUT FOR CONCRETE RETAINING WALLS.
 - IN CONCRETE RETAINING WALL, 13mm EXPANSION JOINT EVERY 7.6m.

H	B
1.2m TO 3.0m	.4H + 200mm

WALL HEIGHT (H) SHALL NOT EXCEED 3.0m

Note:
This drawing is dimensioned in millimeters unless otherwise depicted within the drawing.

STATE OF NORTH CAROLINA
DEPT. OF TRANSPORTATION
RALEIGH, N.C.

METRIC DETAIL DRAWING FOR
**CONCRETE AND BRICK RETAINING WALLS
WITH CHAIN LINK FENCE**

SHEET 1 OF 1
842D01



**DESIGN SERVICES UNIT
STANDARDS AND SPECIAL DESIGN**
Office 919-250-4128 FAX 919-250-4119

SEE PLATE FOR TITLE

ORIGINAL BY: Std. 842.03 & L.R. DATE: NOV. 1996
MODIFIED BY: J. Spell DATE: JUN. 2004
CHECKED BY: *Joel S. Howerton* DATE: 7/04
FILE SPEC: d:\174\usr\details\metric\stand\842d03m.dgn