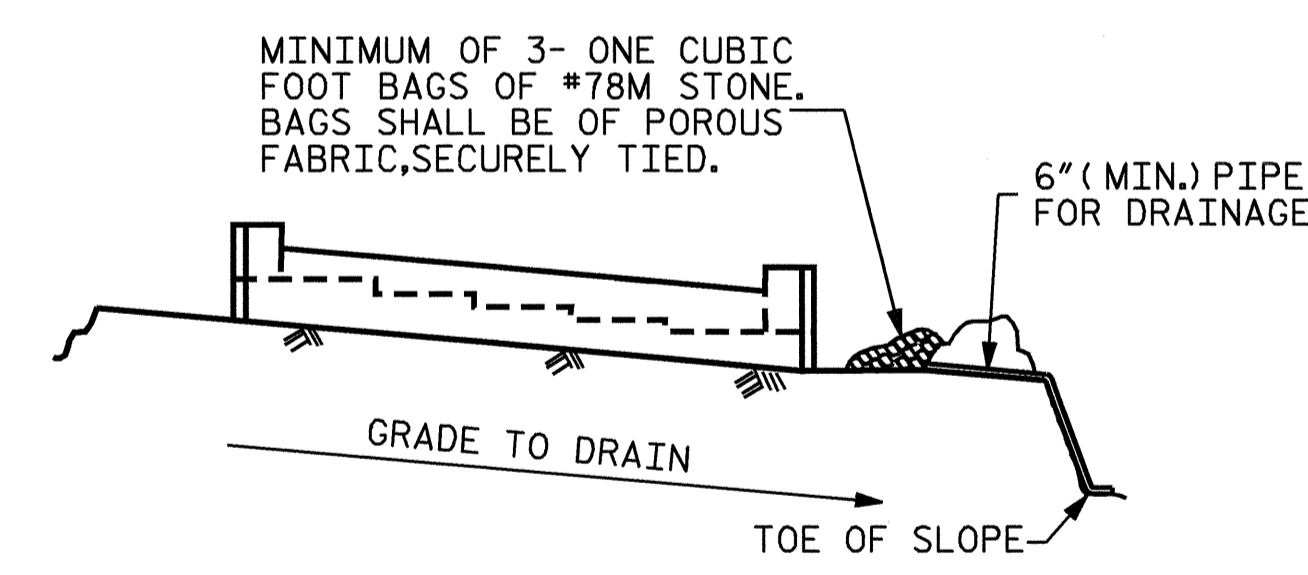


BILL OF MATERIAL					
END BENT #2					
BAR	NO.	SIZE	TYPE	LENGTH	WEIGHT
B1	8	#9	1	4'-1"	1117
B2	2	#5	STR	38'-9"	81
B3	8	#4	STR	20'-7"	110
B4	10	#4	STR	2'-5"	16
B5	4	#4	STR	16'-8"	45
B6	4	#4	STR	3'-3"	9
H1	22	#5	3	11'-10"	272
H2	20	#5	3	11'-1"	231
K1	10	#4	STR	20'-7"	137
K2	8	#4	STR	2'-6"	13
S1	72	#4	2	3'-2"	152
S2	72	#4	4	7'-5"	357
S3	3	#6	7	3'-9"	17
S4	1	#6	8	8'-1"	12
S5	16	#4	6	6'-6"	69
U1	34	#4	5	3'-8"	83
U2	15	#4	5	5'-5"	54
V1	68	#5	STR	6'-9"	479
V2	30	#5	STR	8'-7"	269
V3	28	#5	STR	8'-0"	234
REINFORCING STEEL				=	3757 LBS

CLASS A CONCRETE
POUR #1 13.4 CU. YDS.
POUR #2 11.5 CU. YDS.
TOTAL 24.9 CU. YDS.

HP 12 x 53 STEEL PILES
NO. 9 360 FEET



MINIMUM OF 3- ONE CUBIC FOOT BAGS OF #78M STONE. BAGS SHALL BE OF POROUS FABRIC, SECURELY TIED.

6" (MIN.) PIPE FOR DRAINAGE

GRADE TO DRAIN

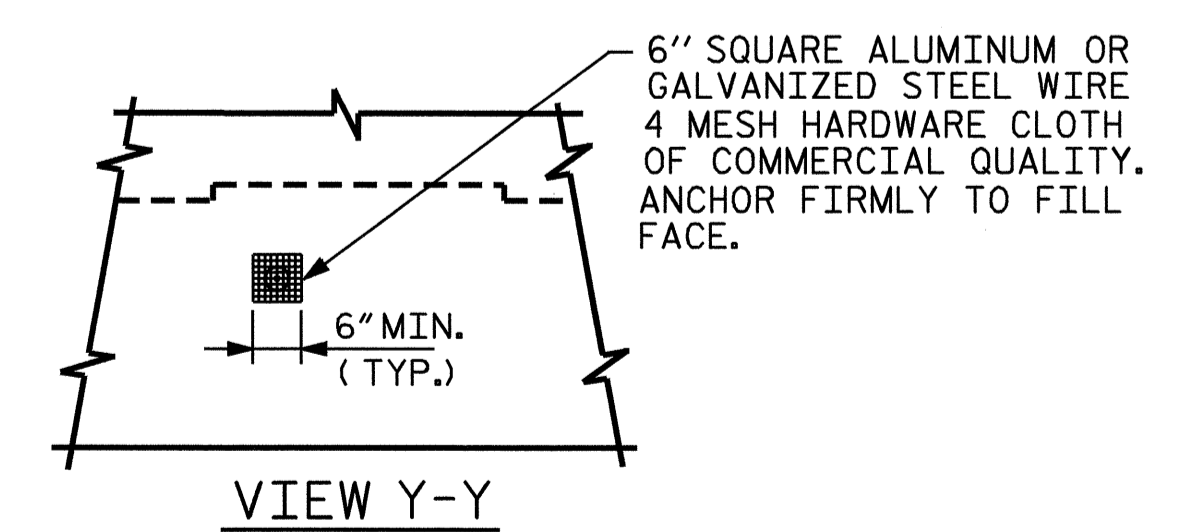
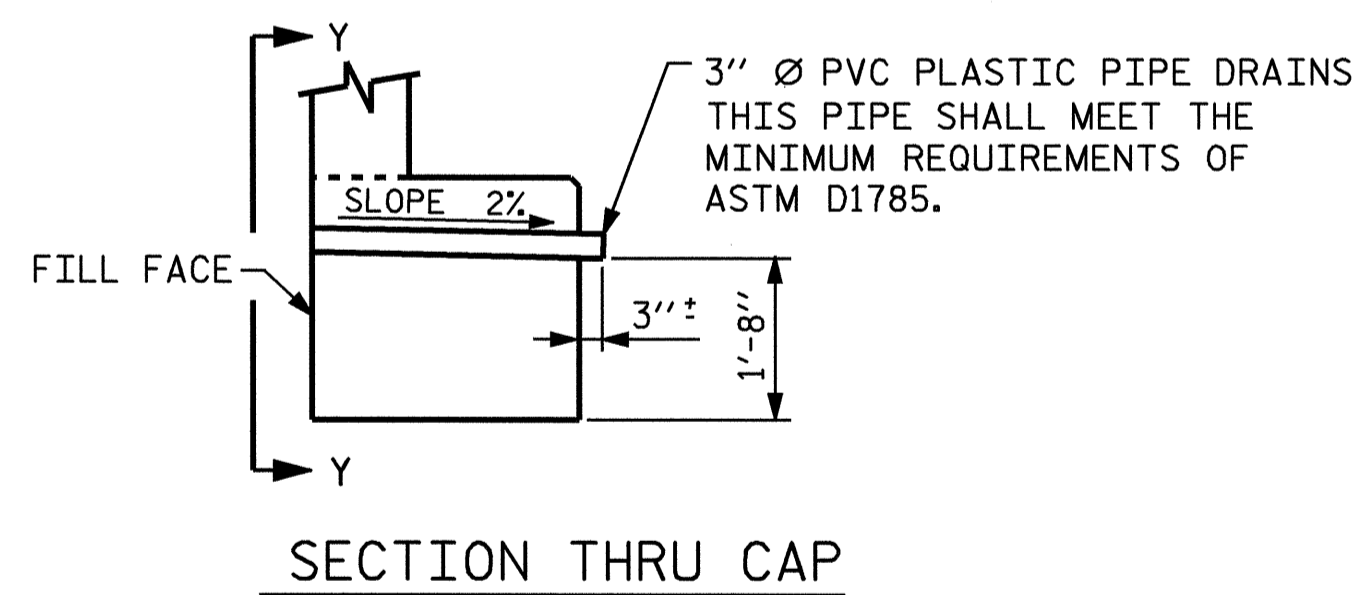
TOE OF SLOPE

BAGGED STONE AND PIPE SHALL BE PLACED IMMEDIATELY AFTER COMPLETION OF END BENT EXCAVATION. PIPE MAY BE EITHER CONCRETE, CORRUGATED STEEL, CORRUGATED ALUMINUM ALLOY, OR CORRUGATED PLASTIC. PERFORATED PIPE WILL NOT BE ALLOWED.

BAGGED STONE SHALL REMAIN IN PLACE UNTIL THE ENGINEER DIRECTS THAT IT BE REMOVED. THE CONTRACTOR SHALL REMOVE AND DISPOSE OF SILT ACCUMULATIONS AT BAGGED STONE WHEN SO DIRECTED BY THE ENGINEER. BAGS SHALL BE REMOVED AND REPLACED WHENEVER THE ENGINEER DETERMINES THAT THEY HAVE DETERIORATED AND LOST THEIR EFFECTIVENESS.

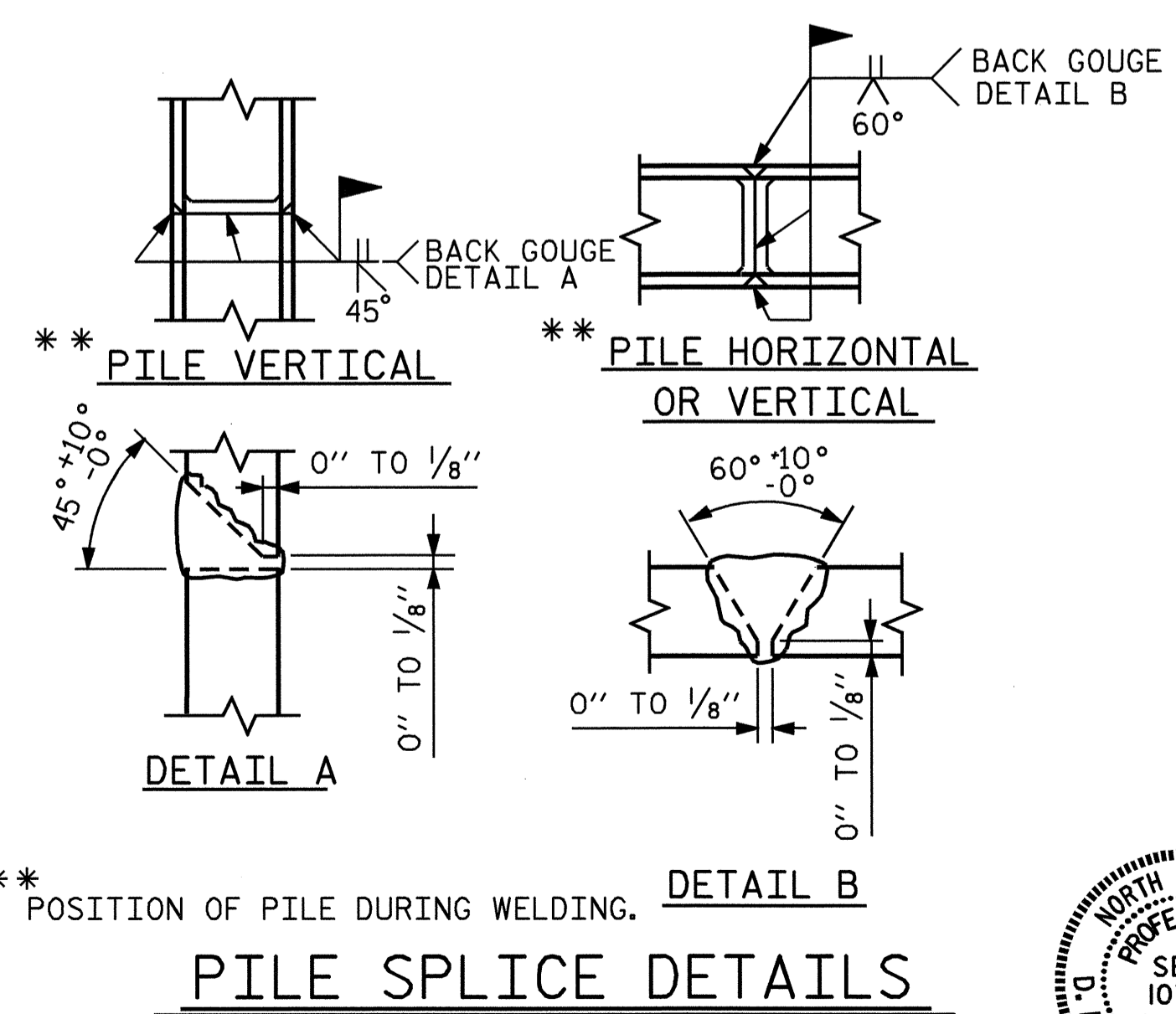
NO SEPARATE PAYMENT WILL BE MADE FOR THIS WORK AND THE ENTIRE COST OF THIS WORK SHALL BE INCLUDED IN THE UNIT CONTRACT PRICE BID FOR THE SEVERAL PAY ITEMS.

TEMPORARY DRAINAGE AT END BENT



NOTE: NO SEPARATE PAYMENT WILL BE MADE FOR FURNISHING AND INSTALLING THE PVC PLASTIC PIPE DRAINS, HARDWARE CLOTH AND FASTENERS. THE ENTIRE COST OF THIS WORK SHALL BE INCLUDED IN THE UNIT CONTRACT PRICE FOR THE SEVERAL PAY ITEMS.

PIPE DRAIN DETAILS



** POSITION OF PILE DURING WELDING.


PILE SPLICE DETAILS

PROJECT NO. B-4334
DAVIDSON COUNTY
STATION: 27+49.00 -L-

SHEET 3 OF 3

STATE OF NORTH CAROLINA
DEPARTMENT OF TRANSPORTATION
RALEIGH

SUBSTRUCTURE
END BENT #2



DRAWN BY: D. G. ELY / DAD DATE: 4/02
CHECKED BY: D. A. DAVENPORT DATE: 9/03

REVISIONS						SHEET NO.
NO.	BY:	DATE:	NO.	BY:	DATE:	S-26
1			3			TOTAL SHEETS
2			4			34