RETAINING WALL #2 PLAN VIEW

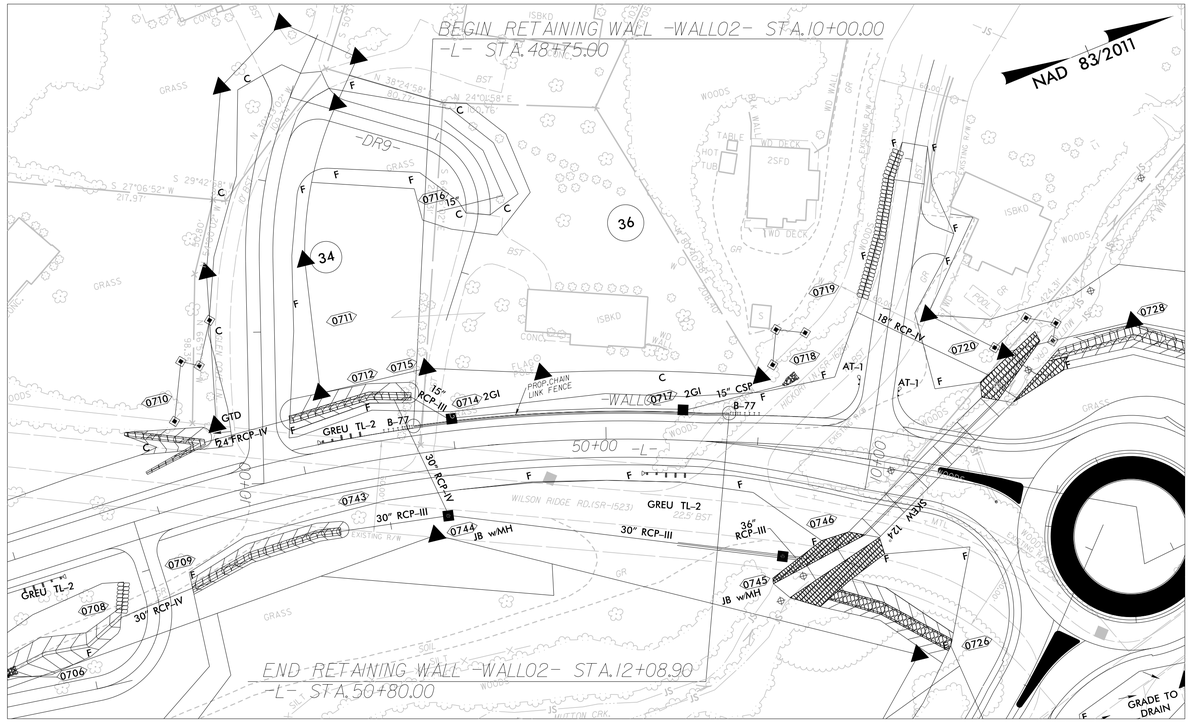

GEOTECHNICAL ENGINEER

NORTH CAROLINA PROFESSIONAL SEAL 045672 ENGINEER THOMAS J. DAILY

DocuSigned by: Thomas J. Daily F29CA8B83F449F... 6/16/2026

SIGNATURE DATE

ENGINEER

SIGNATURE DATE

DOCUMENT NOT CONSIDERED FINAL UNLESS ALL SIGNATURES COMPLETED

ESTIMATED SOIL NAIL WALL QUANTITIES

RETAINING WALL NO.	SOIL NAIL RETAINING WALLS (SF)	WEATHER CUT ASHLAR FORM LINER FINISH (SF)*	SOIL NAIL VERIFICATION TESTS	SOIL NAIL PROOF TESTS
2	2,010	2,010	2	6

*THE WEATHER CUT ASHLAR FORM LINER FINISH IS INCIDENTAL AND SHOULD BE INCLUDED IN THE COST OF THE WALL.

POINT NO.	-L1- STATION	-WALL02- STATION	PROPOSED FINISHED GRADE (TOP)	PROPOSED FINISHED GRADE (BENCH)
1	48+75.00	10+00.00	3,147.08	3,147.08
2	48+76.63	10+01.66	3,147.22	3,145.35
3	49+00.00	10+25.47	3,149.09	3,144.38
4	49+50.00	10+76.41	3,153.96	3,142.56
5	50+00.00	11+27.35	3,155.51	3,141.07
6	50+50.00	11+78.29	3,151.06	3,139.70
7	50+64.93	11+93.50	3,146.11	3,139.37
8	50+77.98	12+06.83	3,141.78	3,139.08
9	50+80.00	12+08.90	3,141.11	3,141.11

ENVELOPE VIEW

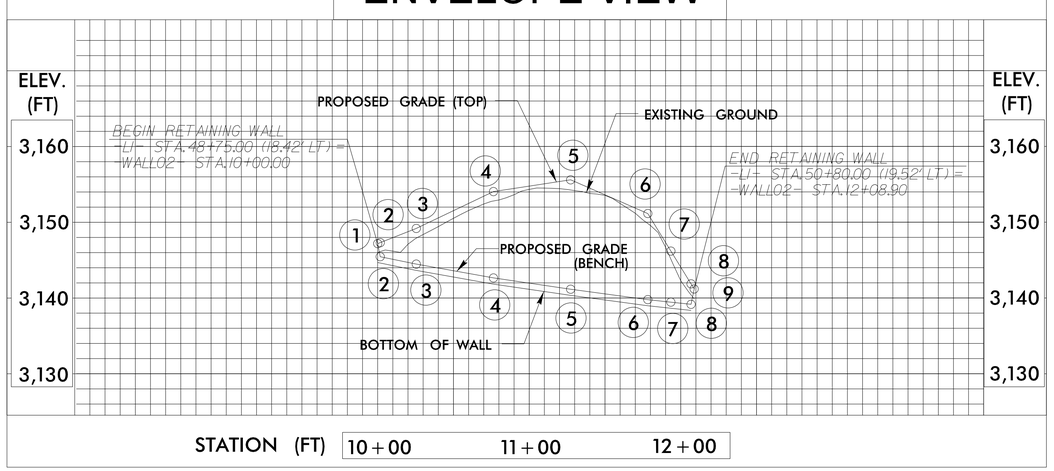

TYPICAL SECTION

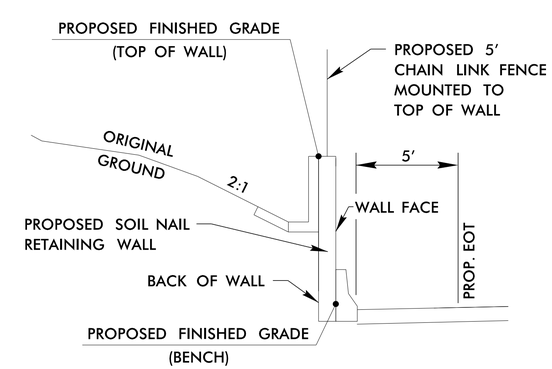

ELEVATION LOCATIONS
N.T.S.

PROJECT NO.: U-5810

WATAGUA COUNTY

STATION: -WALL02- STA. 10+00 TO 12+08.90

SHEET 1 OF 2 WALL ID RW-2

PREPARED BY: JOEY DAILY	DATE: 8/14/25
REVIEWED BY: KRISTEN HILL	DATE: 8/14/25

NORTH CAROLINA DEPARTMENT OF TRANSPORTATION DIVISION OF HIGHWAYS

STATE OF NORTH CAROLINA DEPARTMENT OF TRANSPORTATION

GEOTECHNICAL ENGINEERING UNIT

RETAINING WALL NO. 2
PLAN, ENVELOPE, TYPICAL SECTION VIEWS

REVISIONS

NO.	BY	DATE	NO.	BY	DATE
1			3		
2			4		

SHEET NO. W-3